







**FIAT / IVECO**

	B/D		Cyl.	ccm	kW	PS	Compr. Ratio	Pos.
802.000	D[AN]	95.000	2	1560 ccm	18 kW	25 PS	17:1	69
803.000	D[AN]	95.000	3	2340 ccm	28 kW	38 PS	17:1	69
804.000	D[AN]	95.000	4	3120 ccm	40 kW	54 PS	17:1	69
806.000	D[AN]	95.000	6	4678 ccm	66-81 kW	90-110 PS	17:1	69
8020.01	D[AN]	95.000	2	1560 ccm	18 kW	25 PS	17:1	69
8025.01	D[AN]	95.000	2	1560 ccm	18 kW	25 PS	17:1	69
8030.01	D[AN]	95.000	3	2340 ccm	33 kW	45 PS	17:1	69
8030.02	D[AN]	100.000	3	2592 ccm	46 kW	62 PS	17:1	70
8040.01	D[AN]	95.000	4	3120 ccm	40-52 kW	54-70 PS	17:1	69
8040.02	D[AN]	100.000	4	3456 ccm	60 kW	82 PS	17:1	70
8045.01	D[AN]	95.000	4	3120 ccm	51 kW	70 PS	17:1	69
8060.01	D[AN]	95.000	6	4678 ccm	66-81 kW	90-110 PS	17:1	69
8140.61	D	93.000	4	2445 ccm	53 kW	72 PS		68
8142.61	D[AN]	93.000	4	2445 ccm	53 kW	72 PS	21:1	59
100 G.000	B[C]	65.000	4	843 ccm	25 kW	34 PS	8:1	1
100 G.002	B[C]	65.000	4	843 ccm	27 kW	37 PS	8.8:1	1
100 GB.000	B[C]	65.000	4	843 ccm	27 kW	37 PS	8.8:1	1
100 GC.000	B[C]	65.000	4	843 ccm	35 kW	47 PS	9.3:1	1
100 GF.000	B[C]	65.000	4	903 ccm	26 kW	35 PS	7.8:1	1
100 GF.OC.0	B[C]	65.000	4	903 ccm	29 kW	40 PS	7.9:1	1
100 GL 048	B[C]	65.000	4	903 ccm	29 kW	40 PS	7.8:1	1
100 GL.000	B[C]	65.000	4	903 ccm	33 kW	45 PS	9:1	1
100 GL.064	B[C]	65.000	4	903 ccm	33 kW	45 PS	9:1	1
100 GL.3C.0	B[C]	65.000	4	903 ccm	33 kW	45 PS	9:1	1
100 GL.9C.0	B[C]	65.000	4	903 ccm	33 kW	45 PS	9:1	1
100 GL.9N.0	B[C]	65.000	4	903 ccm	33 kW	45 PS	9:1	1
100 GL.ON.0	B[C]	65.000	4	903 ccm	33 kW	45 PS	9:1	1
100 GL3.000	B[C]	65.000	4	903 ccm	33 kW	45 PS	9:1	1
100 GS.000	B[C]	65.000	4	843 ccm	36 kW	49 PS	9.7:1	1
100GL6.000	B[C]	65.000	4	843 ccm	25 kW	34 PS	7.8:1	2
115 000	B	77.000	4	1481 ccm	53 kW	72 PS	8.8:1	13
115 C.000	B	77.000	4	1481 ccm	55 kW	75 PS	9:1	13
115 C.001	B	77.000	4	1481 ccm	55 kW	75 PS	9:1	14
115 C.003	B	77.000	4	1481 ccm	53 kW	72 PS	8.8:1	13
115 C.005	B	77.000	4	1481 ccm	55 kW	75 PS	9:1	13
115 C.043	B	77.000	4	1481 ccm	55 kW	75 PS	9:1	13
116 000	B	72.000	4	1295 ccm	48 kW	65 PS	8.8:1	8
116 C.000	B	72.000	4	1295 ccm	51.5 kW	70 PS	9:01	8
1170 A1.046 KAT	B[B]	65.000	4	899 ccm	30 kW	41 PS	8.8:1	3
1170-A1.000	B[C]	65.000	4	899 ccm	29 kW	40 PS	8.8:1	3
124 B3.000	B[C]	84.000	4	1585 ccm	46 kW	62 PS	8.9:1	49
126 A 1.048	B[C]	77.000	2	652 ccm	17 kW	24 PS	7.5:1	15
126 A.000	B	73.500	2	594 ccm	17 kW	23 PS	7.5:1	9
126 A1.000	B[C]	77.000	2	652 ccm	17 kW	24 PS	7.5:1	15
126 A2.000	B[CM]	80.000	2	704 ccm	19. kW	26 PS	8.6:1	19
126 A2.048	B[CM]	80.000	2	704 ccm	19 kW	26 PS	8.6:1	19
126 AB.5 C.O	B	73.500	2	594 ccm	13 kW	18 PS	7.5:1	9
126 AB.OC.O	B	73.500	2	594 ccm	17 kW	23 PS	7.5:1	9
126 BB.OC.0	B[C]	77.000	2	652 ccm	17 kW	24 PS	7.5:1	15
126 BB.1C.0	B[C]	77.000	2	652 ccm	17 kW	24 PS	7.5:1	15
127 A.000	B[C]	76.000	4	1049 ccm	37 kW	50 PS	9.3:1	10
127 A.046	B[C]	76.000	4	1049 ccm	37 kW	50 PS	9.3:1	10
127 A1.000	B[C2]	76.000	4	1049 ccm	51 kW	70 PS	9.8:1	10
127 A3.000	B[C2]	76.000	4	1049 ccm	55 kW	75 PS	9.75:1	10
127 A6.000	B[C]	76.000	4	1049 ccm	44 kW	60 PS	9.5:1	10
127 A6.054	B[C]	76.000	4	1049 ccm	37 kW	50 PS	9.3:1	10



**FIAT / IVECO**

	B/D		Cyl.	ccm	kW	PS	Compr. Ratio	Pos.
127 AB.1C.0	B[C]	76.000	4	1049 ccm	37 kW	50 PS	9.3:1	10
127 AB.OC.O	B[C]	76.000	4	1049 ccm	37 kW	50 PS	9.3:1	10
127 AB.ON.O	B[C]	76.000	4	1049 ccm	37 kW	50 PS	9.3:1	10
127 AE.OA.0	B[C]	76.000	4	1049 ccm	44 kW	60 PS	9.5:1	10
127 AJ.OC.O	B[C]	76.000	4	1049 ccm	37 kW	50 PS	9.3:1	10
128 A.000	B[C]	80.000	4	1116 ccm	40-48 kW	55-65 PS	8.8:1	17
128 A5 .000	B[CM]	86.400	4	1499 ccm	55 kW	75 PS	9:1	54
128 AC 5.000	B[C2]	80.000	4	1116 ccm	48 kW	65 PS	9.2:1	17
128 AS.000	B[CM]	86.400	4	1499 ccm	63 kW	85 PS	9.2:1	54
128 BB.OA0	B[C]	80.000	4	1116 ccm	48 kW	65 PS	8.8:1	17
131 A 6.000	B	76.000	4	1297 ccm	40.5 kW	55 PS	7.8:1	11
131 A.000	B	76.000	4	1297 ccm	40.5 kW	55 PS	7.8:1	11
131 A.000	B[C]	84.000	4	1585 ccm	55 kW	75 PS	9.2:1	45
131 AA.000	B	80.000	4	1438 ccm	38 kW	52 PS	9.2:1	21
131 AA.OC.0	B	80.000	4	1438 ccm	38 kW	52 PS	9.2:1	21
131 AZ 5.000	B	80.000	4	1438 ccm	38 kW	52 PS	9.2:1	21
131 AZ.000	B	80.000	4	1438 ccm	38 kW	52 PS	9.2:1	21
131 AZ.OC.0	B	80.000	4	1438 ccm	38 kW	52 PS	9.2:1	21
131 B.000	B	76.000	4	1297 ccm	57.5 kW	78 PS	8.9:1	12
131 B2.000	B[C2]	84.000	4	1995 ccm	85 kW	115 PS	8.9:1	49
131 BC.7A.O.	B	76.000	4	1297 ccm	57.5 kW	78 PS	8.9:1	12
131 C2.000	B[CM]	84.000	4	1585 ccm	63 kW	85 PS	9.1:1	46
131 C3.000	B[C2]	84.000	4	1995 ccm	85 kW	115 PS	8.9:1	49
131 C4.000	B[C2]	84.000	4	1995 ccm	83 kW	113 PS	9:1	49
131 A1.000	B[C]	84.000	4	1574 ccm	55 kW	75 PS	9.2:1	45
131.B1.000	B	84.000	4	1585 ccm	72 kW	98 PS	9:1	41
132 B2.000	B[CM]	84.000	4	1995 ccm	83 kW	112 PS	9:1	49
132 C.000	B	84.000	4	1585 ccm	72 kW	98 PS	9:1	41
132 C2.000	B[C]	84.000	4	1995 ccm	83 kW	112 PS	8.9:1	49
132 C3.000	B[L]	84.000	4	1995 ccm	90 kW	122 PS	9:1	49
132 C3.054	B[L]	84.000	4	1995 ccm	90 kW	122 PS	9:1	49
132 D.000	B	84.000	4	1585 ccm	72 kW	98 PS	9:1	41
132 D1.000	B[CM]	84.000	4	1995 ccm	83 kW	113 PS	9:1	49
132 DB.2A.O	B[C]	84.000	4	1995 ccm	83 kW	112 PS	9:1	49
132 AB.1A.0	B[C]	84.000	4	1585 ccm	55 kW	75 PS	9.2:1	45
138 A2.000	B[CM]	86.400	4	1498 ccm	63 kW	86 PS	9.2:1	54
138 A2.054	B[CM]	86.400	4	1498 ccm	55 kW	75 PS	9.2:1	54
138 A4.000	B[CM]	86.400	4	1498 ccm	61 kW	82 PS	9.1:1	54
138 A5.000	D[AN]	83.000	4	1714 ccm	40-43 kW	55-58 PS	20:1	38
138 A6.000	D[AN]	83.000	4	1714 ccm	40 kW	55 PS	20:1	38
138 AE.OA.0	B[C]	80.000	4	1116 ccm	44 kW	60 PS	9.2:1	17
138 AE2.EE.0	B[CM]	86.400	4	1499 ccm	55 kW	75 PS	9.2:1	54
138 AR.000	B [C2]	84.000	4	1585 ccm	77 kW	105 PS	9.3:1	47
138 AR.048	B [CM]	84.000	4	1585 ccm	74 kW	101 PS	9.3:1	47
138 AS.000	B[CM]	86.400	4	1499 ccm	63 kW	86 PS	9.2:1	54
138 B.000	B[C]	80.000	4	1116 ccm	40. kW	54 PS	9.2:1	18
138 B1.000	B[C]	80.000	4	1116 ccm	40 kW	55 PS	9.6:1	18
138 B2.000	B [CM]	86.400	4	1301 ccm	50 kW	68 PS	9.1:1	53
138 B3.000	B[CM]	86.400	4	1499 ccm	55-61 kW	75-82 PS	9.2:1	53
138 B3.048	B[CM]	86.400	4	1499 ccm	55 kW	75 PS	9:1	54
138 B5.000	D[AN]	83.000	4	1714 ccm	40-43 kW	55-58 PS	20:1	38
138 B6.000	D[AN]	83.000	4	1698 ccm	43 kW	58 PS	20.5:1	38
138 C.000	D[AN]	82.600	4	1698 ccm	44 kW	60 PS	20:1	31
138 C1.000	B[CM]	80.000	4	1116 ccm	41 kW	55 PS	9.6:1	18
138 C2.048 KAT	B[L]	86.400	4	1499 ccm	55 kW	75 PS	9.2:1	54
141 A.000	B[C]	77.000	2	652 ccm	22 kW	30 PS	8:1	16
146 A.000	B[C]	65.000	4	903 ccm	33 kW	45 PS	9:1	3



**FIAT / IVECO**

	B/D		Cyl.	ccm	kW	PS	Compr. Ratio	Pos.
146 A.048	B[C]	65.000	4	903 ccm	33 kW	45 PS	9:1	3
146 A2.000 KAT	B[LE]	80.500	4	1301 ccm	74 kW	100 PS	7.7:1	22
146 A2.146 KAT	B[LU]	80.500	4	1301 ccm	73 kW	100 PS	7.7:1	22
146 A2.246 KAT	B[LU]	80.500	4	1301 ccm	74 kW	100 PS	7.7:1	22
146 A4.000	B[CM]	80.000	4	1116 ccm	43 kW	58 PS	9.2:1	18
146 A4.044	B[C2]	80.000	4	1116 ccm	41 kW	55 PS	9.2:1	18
146 A4.048	B[CM]	80.000	4	1116 ccm	43 kW	58 PS	9.2:1	18
146 A6.000	B[C]	76.000	4	1049 ccm	43 kW	58 PS	9.3:1	10
146 A8.000 KAT	B[L]	80.500	4	1372 ccm	82-98 kW	111-133 PS	7.8:1	23
146 A8.046 KAT	B[L]	80.500	4	1372 ccm	82 kW	111 PS	7.8:1	23
146 B2.000	D[AN]	82.600	4	1698 ccm	42 kW	57 PS	20.5:1	31
146 B4.000	B [C]	70.000	4	999 ccm	33 kW	45 PS	9.8:1	5
146 C1.000 KAT	B [MJ]	80.500	4	1372 ccm	51-53 kW	70-72 PS	9.2:1	24
146 C5.000 KAT	B [BI]	80.500	4	1372 ccm	51 kW	67 PS	9.2:1	24
146 C6.000 KAT	B [M]	86.400	4	1581 ccm	69 kW	78 PS	9.2:1	55
146 C7.000	B [C]	70.000	4	999 ccm	33 kW	45 PS	9.5:1	5
146 D5.000 KAT	B [BI]	80.500	4	1371 ccm	49 kW	67 PS	9.2:1	24
146 D6.000 KAT	B [BI]	86.400	4	1581 ccm	61 kW	83 PS	9.2:1	55
148 A.048	B[C2]	80.000	4	1116 ccm	43 kW	58 PS	9.2:1	18
149 A 2.000	B [CM]	84.000	4	1585 ccm	74 kW	100 PS	9.3:1	47
149 A 4 .000	B [CM]	84.000	4	1585 ccm	74 kW	101 PS	9.3:1	47
149 A 7.000	B[CM]	86.400	4	1301 ccm	48 kW	65 PS	9.6:1	53
149 A1.000	D[AN]	82.600	4	1929 ccm	48 kW	65 PS	21:1	31
149 A5.046	B[CM]	86.400	4	1499 ccm	58 kW	79 PS	9.2:1	54
149 B1.000	D[AN]	82.600	4	1929 ccm	52 kW	70 PS	21:1	31
149 B3.000	D	82.6	4	1697 ccm	42 kW	57 PS		35
149 B4.000	D[AN]	82.600	4	1698 ccm	42 kW	57 PS	20:1	31
149 B4.046	D[AN]	82.600	4	1698 ccm	42 kW	58 PS	20:1	31
149 C 2.000 KAT	B [BI]	84.000	4	1585 ccm	66 kW	90 PS	9.5:1	47
149 C 2.046 KAT	B [BI]	84.000	4	1585 ccm	66 kW	90 PS	9.5:1	47
149 C 3.000 KAT	B [BI]	84.000	4	1585 ccm	74 kW	101 PS	9.5:1	47
149 C1.000 KAT	B [BI]	86.400	4	1499 ccm	55 kW	75 PS	9.2:1	53
149A.000	B[CM]	84.000	4	1585 ccm	74 kW	100 PS	9.3:1	46
149-B3.000	D[AN]	82.600	4	1698 ccm	42-44 kW	58-60 PS	20:1	31
154 A1.000	B[CM]	84.000	4	1995 ccm	66 kW	90 PS	9.5:1	50
154 B.000	D[LA]	82.600	4	1929 ccm	68 kW	92 PS	20:1	34
154 C2.000	B[CM]	84.000	4	1995 ccm	66 kW	90 PS	9.5:1	50
154 C5.000	B[CM]	84.000	4	1995 ccm	66 kW	90 PS	9.5:1	50
156 A2.000	B [C]	70.000	4	999 ccm	32-37 kW	44-50 PS	9.5:1	5
156 A2.0157 KAT	B [MJ]	70.000	4	999 ccm	33 kW	45 PS	9.2:1	6
156 A2.048	B [C]	70.000	4	999 ccm	32 kW	44 PS	9.2:1	6
156 A2.050 KAT	B [MJ]	70.000	4	999 ccm	33 kW	45 PS	9.5:1	6
156 A2.100 KAT	B [C]	70.000	4	999 ccm	32 kW	44 PS	9:1	5
156 A2.146 KAT	B [MJ]	70.000	4	999 ccm	33 kW	45 PS	9.5:1	6
156 A2.246 KAT	B [MJ]	70.000	4	999 ccm	33 kW	45 PS	9.5:1	6
156 A3.000	B [C]	70.000	4	999 ccm	33 kW	45 PS	9.8:1	5
156 C.046 KAT	B [MJ]	70.000	4	1108 ccm	38-43 kW	51-58 PS	9.6:1	6
159 A3.000	B [CM]	86.400	4	1581 ccm	65 kW	88 PS	9.2:1	55
159 A4.000	B	84.000	4	1756 ccm	78 kW	103 PS	9.5:1	42
159 A4-M	B	84.000	4	1756 ccm	78 kW	103 PS	9.5:1	43
159 A5.046 KAT	B[BI]	84.000	4	1995 ccm	80-85 kW	109-115 PS	9.5:1	51
159 A6.046 KAT	B[BI]	84.000	4	1995 ccm	83 kW	113 PS	9.5:1	51
159 AC6.046 KAT	B[BI]	84.000	4	1995 ccm	85 kW	115 PS	9.5:1	51
160 A.000	D [LA]	82.600	4	1929 ccm	66 kW	90 PS	19.2:1	32
160 A1.046 KAT	B [MJ]	80.500	4	1372 ccm	51 kW	70 PS	9.2:1	24
160 A2.000	B [MJ]	86.400	4	1581 ccm	61 kW	83 PS	9.2:1	55
160 A3.000	B [C]	70.000	4	1108 ccm	37-41 kW	51-56 PS	9.6:1	7



**FIAT / IVECO**

	B/D		Cyl.	ccm	kW	PS	Compr. Ratio	Pos.
160 A5.000 4V	B[B]	84.000	4	1755 ccm	101 kW	138 PS	9.9:1	48
160 A6.000	D [LA]	82.600	4	1929 ccm	66 kW	90 PS	19.2:1	33
160 A6.046	D [LA]	82.600	4	1929 ccm	60 kW	90 PS	19.2:1	33
160 A7.000	D[AN]	82.600	4	1929 ccm	48 kW	65 PS	21:1	31
160 B6.046	D [LA]	82.600	4	1929 ccm	60 kW	81 PS	19.2:1	32
169 B	B	84.000	4	1796 ccm	50 kW	69 PS	7.5:1	52
170 A.000	B[C]	80.000	2	704 ccm	22 kW	30 PS	9:1	19
170 A.046	B[C]	80.000	2	704 ccm	22 kW	30 PS	9:1	19
170 A1.000 KAT	B[B]	65.000	4	899 ccm	29 kW	40 PS	8.8:1	3
170 A1.046 KAT	B[B]	65.000	4	899 ccm	29 kW	40 PS	8.8:1	3
170 B	B	86.400	4	1971 ccm	57-58 kW	77-79 PS	8:1	58
170 D	B	86.400	4	1971 ccm	57 kW	77 PS	8:1	58
176 A3.000	D [A]	82.600	4	1698 ccm	51 kW	69 PS	20.3:1	32
176 A4.000 KAT	B[L]	80.500	4	1372 ccm	98 kW	133 PS	7.8:1	23
176 A9.000 KAT	B [B]	86.400	4	1581 ccm	65 kW	88 PS	9.2:1	55
176 B3.000	D[AN]	82.600	4	1929 ccm	42 kW	57 PS	20.5:1	31
176 B6.000	B[L]	80.500	4	1372 ccm	98 kW	133 PS	7.8:1	25
176 B7.000	D [LA]	82.600	4	1697 ccm	46 kW	63 PS	19.1:1	33
182 A1.000 4V KAT	B[M]	82.000	5	1998 ccm	108-113 kW	147-153 PS	10.7:1	28
182 A2.000 4V KAT	B[B]	82.000	4	1747 ccm	83 kW	113 PS	10.3:1	27
182 A3.000 3V KAT	B[MM]	82.000	4	1369 ccm	59 kW	80 PS	9.85:1	26
182 A5.000 3V KAT	B[MM]	82.000	4	1369 ccm	55-59 kW	75-80 PS	9.8:1	26
182 A7.000	D(LA)	82.000	4	1910 ccm	74 kW	101 PS	20.7:1	29
182 A8.000 KAT	D(LA)	82.000	4	1910 ccm	55 kW	75 PS	20.7:1	29
182 B4.000 KAT	D(LA)	82.000	4	1910 ccm	77-81 kW	105-110 PS	18.45:1	30
182 B7.000 4V	B[M]	82.000	5	1998 ccm	110-113 kW	150-154 PS	10.7:1	28
183 A1.000 4V	B[B]	82.000	4	1747 ccm	96 kW	131 PS	10.3:1	27
185 A2.000 KAT	D(LA)	82.000	5	2397 ccm	91 kW	124 PS	20.7:1	29
185 A6.000 KAT	D(LA)	82.000	5	2387 ccm	96 kW	131 PS	18.45:1	30
185 B4.000 KAT	D(LA)	82.000	4	1910 ccm	77-81 kW	105-110 PS	18.45:1	30
188 A6.000 4V	B[B]	82.000	4	1747 ccm	96 kW	131 PS	10.3:1	27
230 A3.000	D [A]	82.600	4	1929 ccm	60 kW	82 PS	20:1	32
230 A4.000 Euro 2	D [A]	82.600	4	1929 ccm	59 kW	80 PS	19.2:1	32
280 A1.000	D[A]	82.600	4	1929 ccm	60 kW	82 PS	20:1	31
280 A3.000	D [A]	82.600	4	1929 ccm	60 kW	82 PS	19.2:1	33
8025.02.001	D[AN]	100.000	2	1727 ccm	24 kW	32 PS	17:1	70
8025.02.004	D[AN]	100.000	2	1727 ccm	24 kW	32 PS	17:1	70
8025.02.304	D[AN]	100.000	2	1727 ccm	24 kW	32 PS	17:1	70
8025.02.311	D[AN]	100.000	2	1727 ccm	24 kW	32 PS	17:1	70
8035.01.303	D[AN]	95.000	3	2338 ccm	28-35 kW	38-48 PS	17:1	69
8035.02.201	D[AN]	100.000	3	2592 ccm	37 kW	50 PS	17:1	70
8035.02.202	D[AN]	100.000	3	2592 ccm	37 kW	50 PS	17:1	70
8035.02.210	D[AN]	100.000	3	2592 ccm	33 kW	45 PS	17:1	70
8035.02.212	D[AN]	100.000	3	2592 ccm	37 kW	50 PS	17:1	70
8035.02.261	D[AN]	100.000	3	2592 ccm	33 kW	45 PS	17:1	70
8035.02.265	D[AN]	100.000	3	2592 ccm	33 kW	45 PS	17:1	70
8035.02.276	D[AN]	100.000	3	2592 ccm	37 kW	50 PS	17:1	70
8035.02.300	D[AN]	100.000	3	2592 ccm	37 kW	50 PS	17:1	70
8035.02.302	D[AN]	100.000	3	2592 ccm	37-40 kW	50-54 PS	17:1	70
8035.02.310	D[AN]	100.000	3	2592 ccm	37 kW	50 PS	17:1	70
8035.02.312	D[AN]	100.000	3	2592 ccm	37 kW	50 PS	17:1	70
8035.02.350	D[AN]	100.000	3	2592 ccm	29 kW	39 PS	17:1	70
8035.02.353	D[AN]	100.000	3	2592 ccm	29 kW	39 PS	17:1	70
8035.02.355	D[AN]	100.000	3	2592 ccm	34 kW	46 PS	17:1	70
8035.02.356	D[AN]	100.000	3	2592 ccm	34 kW	46 PS	17:1	70
8035.02.361	D[AN]	100.000	3	2592 ccm	33 kW	45 PS	17:1	70
8035.02.365	D[AN]	100.000	3	2592 ccm	33 kW	45 PS	17:1	70



**FIAT / IVECO**

	B/D		Cyl.	ccm	kW	PS	Compr. Ratio	Pos.
8035.02.376	D[AN]	100.000	3	2592 ccm	37-46 kW	59-62 PS	17:1	70
8040.02.041	D[AN]	100.000	4	3456 ccm	56 kW	76 PS	17:1	70
8040.02.267	D[AN]	100.000	4	3456 ccm	56 kW	76 PS	17:1	70
8040.02.300	D[AN]	100.000	4	3456 ccm	56 kW	76 PS	17:1	70
8040.02.360	D[AN]	100.000	4	3456 ccm	44 kW	60 PS	17:1	70
8040.02.367	D[AN]	100.000	4	3456 ccm	56 kW	76 PS	17:1	70
8045.02.200	D[AN]	100.000	4	3456 ccm	49 kW	66 PS	17:1	70
8045.02.211	D[AN]	100.000	4	3456 ccm	49 kW	66 PS	17:1	70
8045.02.270	D[AN]	100.000	4	3456 ccm	50 kW	68 PS	17:1	70
8045.02.276	D[AN]	100.000	4	3456 ccm	50 kW	68 PS	17:1	70
8045.02.354	D[AN]	100.000	4	3456 ccm	51 kW	69 PS	17:1	70
8045.02.356	D[AN]	100.000	4	3456 ccm	51 kW	69 PS	17:1	70
8045.02.358	D[AN]	100.000	4	3456 ccm	52 kW	70 PS	17:1	70
8045.02.359	D[AN]	100.000	4	3456 ccm	51 kW	69 PS	17:1	70
8045.02.370	D[AN]	100.000	4	3456 ccm	50 kW	68 PS	17:1	70
8045.02.376	D[AN]	100.000	4	3456 ccm	50 kW	68 PS	17:1	70
8060.02.000	D[AN]	100.000	6	5184 ccm	90 kW	122 PS	17:1	70
8060.02.001	D[AN]	100.000	6	5184 ccm	90 kW	122 PS	17:1	70
8060.02.003	D[AN]	100.000	6	5184 ccm	90 kW	122 PS	17:1	70
8060.02.070	D[AN]	100.000	6	5184 ccm	90 kW	122 PS	17:1	70
8065.01.000	D[AN]	95.000	6	4678 ccm	66-81 kW	90-110 PS	17:1	69
8065.02.200	D[AN]	100.000	6	5184 ccm	74 kW	100 PS	17:1	70
8065.02.217	D[AN]	100.000	6	5184 ccm	72 kW	98 PS	17:1	70
8140.07.2700	D[AN]	93.000	4	2499 ccm	55 kW	75 PS	18.5:1	66
8140.07.2701	D[AN]	93.000	4	2499 ccm	55 kW	75 PS	18.5:1	66
8140.07.2712	D[AN]	93.000	4	2499 ccm	55 kW	75 PS	18.5:1	66
8140.07.2731	D[AN]	93.000	4	2499 ccm	55 kW	75 PS	18.5:1	66
8140.07.3700 Euro 1	D[LA]	93.000	4	2499 ccm	55 kW	75 PS	19:1	66
8140.07.3710 Euro 1	D[LA]	93.000	4	2499 ccm	53 kW	71 PS	19:1	66
8140.07.3731 Euro 1	D[LA]	93.000	4	2499 ccm	53 kW	72 PS	19:1	66
8140.21.200	D[A]	93.000	4	2445 ccm	68 kW	92 PS	18:1	61
8140.21.214	D[A]	93.000	4	2445 ccm	77 kW	105 PS	18:1	61
8140.27.200	D[A]	93.000	4	2499 ccm	76 kW	103 PS	18:1	67
8140.27.2100	D[A]	93.000	4	2499 ccm	70 kW	95 PS	18:1	67
8140.27.2101	D[A]	93.000	4	2499 ccm	76 kW	103 PS	18.5:1	67
8140.27.2700	D[A]	93.000	4	2499 ccm	76 kW	103 PS	18:1	67
8140.27.2720	D[A]	93.000	4	2499 ccm	76 kW	103 PS	18:1	67
8140.27.2811	D[A]	93.000	4	2499 ccm	76 kW	113 PS	18:1	67
8140.27R.2700	D[A]	93.000	4	2499 ccm	67 kW	92 PS	18:1	67
8140.27S.2700	D[A]	93.000	4	2499 ccm	76 kW	103 PS	18:1	67
8140.27S.2785	D[A]	93.000	4	2499 ccm	76 kW	103 PS	18:1	67
8140.27S.2801	D[A]	93.000	4	2499 ccm	76 kW	103 PS	18:1	67
8140.27S.2885	D[A]	93.000	4	2499 ccm	76 kW	103 PS	18:1	67
8140.61.200	D[AN]	93.000	4	2445 ccm	53 kW	72 PS	21:1	59
8140.61.204	D[AN]	93.000	4	2445 ccm	53 kW	72 PS	21:1	59
8140.61.230	D[AN]	93.000	4	2445 ccm	53 kW	72 PS	21:1	59
8140.61.300	D[AN]	93.000	4	2445 ccm	53 kW	72 PS	21:1	59
8140.67.2100	D[A]	93.000	4	2499 ccm	70 kW	95 PS	18:1	67
8140.67.2500	D[AN]	93.000	4	2499 ccm	55 kW	75 PS	22:1	62
8140.67.2585 Euro 2	D[LA]	93.000	4	2499 ccm	60 kW	82 PS	19:1	66
8140.67.2700	D[AN]	93.000	4	2499 ccm	62 kW	85 PS	22:1	63
8140.67.500	D[AN]	93.000	4	2499 ccm	55 kW	75 PS	22:1	62
8144.21.200	D[A]	93.000	4	2445 ccm	68 kW	92 PS	18:1	61
8144.21.220	D[A]	93.000	4	2445 ccm	68 kW	92 PS	18:1	61
8144.61.200	D[AN]	93.000	4	2429 ccm	53 kW	72 PS	22:1	59
8144.61.500	D[A]	93.000	4	2445 ccm	66 kW	90 PS	22:1	60
8144.67.200	D[AN]	93.000	4	2499 ccm	55 kW	75 PS	22:1	62





**FIAT / IVECO**

	B/D		Cyl.	ccm	kW	PS	Compr. Ratio	Pos.
8144.67.220	D[AN]	93.000	4	2499 ccm	55 kW	75 PS	22:1	62
8144.67.2500	D[AN]	93.000	4	2499 ccm	55 kW	75 PS	22:1	62
8144.81.200	D[LA]	93.000	4	2445 ccm	66-74 kW	90-100 PS	22:1	60
8144.91.200	D[LA]	93.000	4	2445 ccm	74 kW	100 PS	22:1	60
8144.91.220	D[LA]	93.000	4	2445 ccm	74 kW	100 PS	22:1	60
8144.97 S KAT	D[LA]	93.000	4	2499 ccm	78 kW	106 PS	21:1	64
8144.97 Y	D[LA]	93.000	4	2499 ccm	85 kW	116 PS	22.5:1	64
8144.97.2200	D[LA]	93.000	4	2499 ccm	87 kW	118 PS	21:1	65
8144.97.2400	D[LA]	93.000	4	2499 ccm	85-87 kW	115-118 PS	22.5:1	64
831 D1.000	D[LA]	82.600	4	1929 ccm	59 kW	80 PS	20:1	31
834 B.000	B	84.000	4	1995 ccm	88 kW	120 PS	9.75:1	44
836 A4.000 KAT	B [MJ]	80.500	4	1372 ccm	51 kW	70 PS	9.2:1	24
8460.21.002	D[A]	120.000	6	9498 ccm	177 kW	240 PS	16:1	74
8460.21.010	D[A]	120.000	6	9498 ccm	176 kW	240 PS	16:1	74
8460.21.102	D[A]	120.000	6	9498 ccm	192 kW	261 PS	16:1	74
8460.21.406	D[A]	120.000	6	9498 ccm	191 kW	260 PS	16:1	74
8460.21.601	D[A]	120.000	6	9498 ccm	191 kW	260 PS	16:1	74
8460.41.160	D[LA]	120.000	6	9498 ccm	235 kW	320 PS	15:1	75
8460.41.320	D[LA]	120.000	6	9498 ccm	234 kW	318 PS	15:1	75
8460.41.406	D[LA]	120.000	6	9498 ccm	254 kW	345 PS	15:1	75
8460.41.721	D[LA]	120.000	6	9498 ccm	254 kW	345 PS	15:1	75
8460.41.723	D[LA]	120.000	6	9498 ccm	254 kW	345 PS	15:1	75
8460.41C.3020 Euro 2	D[LA]	120.000	6	9498 ccm	221 kW	300 PS	16,8:1	76
8460.41C.3094 Euro 2	D[LA]	120.000	6	9498 ccm	221 kW	300 PS	16,8:1	76
8460.41L.5020 Euro 1	D[LA]	120.000	6	9498 ccm	276 kW	375 PS	17,8:1	76
8460.41L.5360 Euro 1	D[LA]	120.000	6	9498 ccm	276 kW	375 PS	16,8:1	75
8465.21.002	D[A]	120.000	6	9498 ccm	186 kW	253 PS	16:1	74
8465.21.004	D[A]	120.000	6	9498 ccm	184 kW	250 PS	16:1	74
CN 3 D	D[AN]	110.000	3	3706 ccm	48 kW	65 PS	17.4:1	71
CN 3 I	D[AN]	110.000	3	3706 ccm	43 kW	58 PS	17.4:1	71
CO 3 C	D[AN]	110.000	4	4940 ccm	60 kW	82 PS	16:1	71
CO 3 D	D[AN]	110.000	4	4940 ccm	63 kW	85 PS	16:1	71
CO 3 I	D[AN]	110.000	4	4940 ccm	54 kW	73 PS	16:1	71
CO 3/41	D[AN]	110.000	4	4562 ccm	66 kW	90 PS	17:1	72
CO 3/75	D[AN]	110.000	4	4562 ccm	66 kW	88 PS	17:1	73
CO 3/80	D[AN]	110.000	4	4940 ccm	63 kW	85 PS	16:1	71
CP 3	D[AN]	110.000	6	7412 ccm	79-82 kW	107-112 PS	16:1	71
CP 3 C	D[AN]	110.000	6	7412 ccm	88 kW	120 PS	16:1	71
CP 3 D	D[AN]	110.000	6	7412 ccm	107 kW	145 PS	16:1	71
CP 3 I	D[AN]	110.000	6	7412 ccm	85 kW	115 PS	16:1	71
CP 3/100	D[AN]	110.000	6	7412 ccm	75-97 kW	102-132 PS	16:1	71
CP 3/32	D[AN]	110.000	6	7412 ccm	97 kW	132 PS	16:1	71
CP 3/42	D[AN]	110.000	6	7412 ccm	107 kW	145 PS	17.4:1	71
CP 3/42.300	D[AN]	110.000	6	7412 ccm	109 kW	148 PS	16:1	71
CP 3/43	D[AN]	110.000	6	7412 ccm	97 kW	132 PS	16:1	71
CP 3/80	D[AN]	110.000	4	4940 ccm	81 kW	110 PS	16:1	71
D9B	D[AN]	83.000	4	1905 ccm	51 kW	69 PS	23:1	39
DB-10	B[C]	65.000	4	843 ccm	25 kW	34 PS	8:1	2
DJY	D[AN]	83.000	4	1905 ccm	50-52 kW	68-71 PS	23.5:1	39
F1 AE 0481 A Euro 3	D [LA]	88.00	4	2286 ccm	71 kW	96 PS	19:1	56
F1 AE 0481 B Euro 3	D [LA]	88.00	4	2286 ccm	85 kW	116 PS	19:1	56
F1 AE 0481 C Euro 3	D [LA]	88.00	4	2286 ccm	81 kW	110 PS	19:1	56
F1 AE 0481 D Euro 4	D [LA]	88.00	4	2286 ccm	88 kW	120 PS	19:1	57
F1 AE 0481 F Euro 4	D [LA]	88.00	4	2286 ccm	70 kW	95 PS	19:1	57
F1 AE 0481 G Euro 4	D [LA]	88.00	4	2286 ccm	85 kW	116 PS	19:1	57
F1 AE 0481 H Euro 4	D [LA]	88.00	4	2286 ccm	85 kW	116 PS	19:1	57
F1 AE 0481 HA Euro 4	D [LA]	88.00	4	2286 ccm	100 kW	136 PS	19:1	57





**FIAT / IVECO**

	B/D		Cyl.	ccm	kW	PS	Compr. Ratio	Pos.
F1 AE 0481 M Euro 3	D [LA]	88.00	4	2286 ccm	100 kW	136 PS	19:1	57
F1 AE 0481 R Euro 4	D [LA]	88.00	4	2286 ccm	85 kW	116 PS	19:1	57
F280	D	82.6	4	1930 ccm	60 kW	82 PS		36
F3 AE 0681 B Euro 3	D[LA]	125.000	6	10308 ccm	294 Kw	400 PS	17:1	77
F3 AE 0681 D Euro 3	D[LA]	125.000	6	10308 ccm	316 kW	430 PS	17:1	77
F3 AE 0681 E Euro 3	D[LA]	125.000	6	10308 ccm	287 kW	390 PS	17:1	77
F3 BE 0681 A Euro 3	D[LA]	135.00	6	12882 ccm	397 kW	540 PS	16,5:1	78
F3 BE 0681 B Euro 3	D[LA]	135.00	6	12882 ccm	353 kW	480 PS	16,5:1	78
F3 BE 0681 C Euro 3	D[LA]	135.00	6	12882 ccm	324 kW	441 PS	16,5:1	78
F3 BE 0681 CB Euro 3	D[LA]	135.00	6	12882 ccm	324 kW	441 PS	16,5:1	78
F3 BE 0681 E Euro 3	D[LA]	135.00	6	12882 ccm	353 kW	480 PS	16,5:1	78
F3 BE 0681 F Euro 3	D[LA]	135.00	6	12882 ccm	337 kW	460 PS	16,5:1	78
F3 BE 0681 G Euro 3	D[LA]	135.00	6	12882 ccm	280 kW	381 PS	16,5:1	78
LFW	B [BI]	83.000	4	1761 ccm	73 kW	99 PS	9.3:1	37
M 020 GS 07.0	B [C]	65.000	4	769 ccm	25 kW	34 PS	9.4:1	4
M 202 LL.11.071	B[C]	80.000	4	1116 ccm	41 kW	55 PS	9.6:1	20
M 610FA.18.A014	B	84.000	4	1756 ccm	78 kW	103 PS	9.5:1	43
M 610FA.18C	B	84.000	4	1756 ccm	78 kW	103 PS	9.5:1	42
M 611 CA.20.A KAT	B[BI]	84.000	4	1995 ccm	83 kW	113 PS	9.5:1	51
M 611 CA.20.C KAT	B[BI]	84.000	4	1995 ccm	85 kW	115 PS	9.5:1	51
M 611 LA.20.CO25 KAT	B[BI]	84.000	4	1995 ccm	83-85 kW	113-115 PS	9.5:1	51
M 619 AA.20A KAT	B[LU]	84.000	4	1995 ccm	85 kW	115 PS	9.5:1	51
M 619 AA2.0CO14 KAT	B[LU]	84.000	4	1995 ccm	85 kW	115 PS	9.5:1	51
M024 AA.07.0	B[CM]	80.000	2	704 ccm	19 kW	26 PS	8.6:1	19
M202 PA.13.0	B [MJ]	80.500	4	1372 ccm	51 kW	70 PS	9.2:1	24
M202 PA.15.0	B [CM]	86.400	4	1581 ccm	61 kW	83 PS	9.2:1	55
M202 PB.15.0.KAT	B [BI]	86.400	4	1581 ccm	65 kW	88 PS	9.2:1	55
M203 AA.16.0	B[C]	84.000	4	1585 ccm	62 kW	85 PS	9.1:1	46
M204 AA.10.0	B [C]	70.000	4	999 ccm	33 kW	45 PS	9.8:1	5
M204 AA.11.0 KAT	B [BI]	70.000	4	1108 ccm	38-41 kW	51-56 PS	9.6:1	7
M204 BA.10.0	B [C]	70.000	4	999 ccm	33 kW	45 PS	9.5:1	5
M401 CG.20.0	B[CM]	84.000	4	1995 ccm	66 kW	90 PS	9.5:1	50
M402 AA 16.0	B [CM]	84.000	4	1585 ccm	74-77 kW	100-105 PS	9.3:1	47
M601 HA.20.0	B	84.000	4	1995 ccm	88 kW	120 PS	9.75:1	44
M601 S.A.20.0 KAT	B[BI]	84.000	4	1995 ccm	83 kW	113 PS	9.5:1	51
M603 AT.13.0 KAT	B[LU]	80.500	4	1301 ccm	77 kW	105 PS	8:1	22
M603 BT.13.0	B[L]	80.500	4	1372 ccm	87 kW	118 PS	7.7:1	23
M603 FT.13.T.01 KAT	B[M]	80.500	4	1372 ccm	96 kW	131 PS	7.8:1	25
M605 PB.13.CO14 KAT	B [BI]	80.500	4	1372 ccm	51 kW	70 PS	9.2:1	24
M605 PB.15.CO14 KAT	B [MJ]	86.400	4	1581 ccm	65 kW	88 PS	9.2:1	55
M607 AA.18.0 4V	B[BI]	84.000	4	1755 ccm	101 kW	138 PS	9.9:1	48
M700 AA.17.0	D[AN]	83.000	4	1714 ccm	40 kW	55 PS	20:1	38
M705 BA.19	D[AN]	82.600	4	1929 ccm	59 kW	80 PS	20:1	31
M707	D	82.6	4	1930 ccm	60 kW	82 PS		36
M707 AT.19.0	D [LA]	82.600	4	1929 ccm	59 kW	80 PS	20:1	32
M707 CT.19.0	D [LA]	82.600	4	1929 ccm	59 kW	80 PS	20:1	32
M708 FA.17	D[AN]	82.600	4	1697 ccm	42 kW	58 PS	20.5:1	31
M710 AT.19.0	D[LA]	82.600	4	1929 ccm	68 kW	92 PS	19.2:1	32
M711 AT.19.0	D[LA]	82.600	4	1929 ccm	68 kW	92 PS	18:1	34
M717 AT.24.T.KAT	D(LA)	82.000	5	2397ccm	91 kW	124 PS	20.7:1	29
M718 TT.19.L	D [LA]	82.600	4	1929 ccm	66 kW	90 PS	19.9:1	33
M722 BT.19.T KAT	D(LA)	82.000	4	1910 ccm	77 kW	105 PS	18.45:1	30
M722 BT.24.T KAT	D(LA)	82.000	5	2387ccm	96 kW	131 PS	18.45:1	30
XM 7 T	B	84.000	4	1796 ccm	44-51 kW	60-69 PS	7.5:1	52
XU 7JP	B [BI]	83.000	4	1762 ccm	72-76 kW	98-103 PS	9.3:1	37
XUD 9A	D [AN]	83.000	4	1905 ccm	47-52 kW	64-71 PS	23:1	39
XUD 9BTF	D[LA]	83.000	4	1905 ccm	66 kW	90 PS	21.8:1	40
XUD 9TE KAT	D[LA]	83.000	4	1905 ccm	66-68 kW	90-92 PS	21.8:1	40





**FIAT / IVECO**

	YEAR		B/D	Pos.		YEAR		B/D	Pos.
126	11.1972→06.1977	126 A.000	B	9	260 S 54 Stralis AS	02.2002→	F3 BE 0681 A Euro 3	D	78
133	05.1974→ 1977	100GL6.000	B	2	260 T 38 Trakker AD		F3 BE 0681 G Euro 3	D	78
133	05.1974→ 1977	DB-10	B	2	260 T 38 Trakker AT		F3 BE 0681 G Euro 3	D	78
238	1977→	131 AZ.000	B	21	340 E 38 EuroTrakker	01.2001→11.2004	F3 BE 0681 G Euro 3	D	78
238	1977→	131 AZ 5.000	B	21	340 E 44 EuroTrakker		F3 BE 0681 C Euro 3	D	78
238	1977→	131 AZ.0C.0	B	21	380 E 38 EuroTrakker	01.2001→11.2004	F3 BE 0681 G Euro 3	D	78
238	1977→	131 AA.0C.0	B	21	380 E 44 EuroTrakker	01.2001→11.2004	F3 BE 0681 C Euro 3	D	78
238	1977→	131 AA.000	B	21	380 E 48 EuroTrakker		F3 BE 0681 B Euro 3	D	78
1500	1961→ 1967	115 C.000	B	13	380 T 38 Stralis AD		F3 BE 0681 G Euro 3	D	78
1500	1961→ 1967	115 C.005	B	13	380 T 38 Stralis AT		F3 BE 0681 G Euro 3	D	78
1500	1961→ 1967	115 C.043	B	13	400 E 38 EuroTrakker		F3 BE 0681 G Euro 3	D	78
180 E 43 EuroStar	10.1999→	F3 AE 0681 D Euro 4	D	77	400 E 43 EuroTech	10.1999→	F3 AE 0681 D Euro 3	D	77
180 E 43 EuroTech	10.1999→	F3 AE 0681 D Euro 3	D	77	400 E 44 EuroTrakker		F3 BE 0681 C Euro 3	D	78
190 E 38 EuroTrakker	01.2001→11.2004	F3 BE 0681 G Euro 3	D	78	400 E43 EuroStar	10.1999→	F3 AE 0681 D Euro 3	D	77
190 E 39 EuroStar	11.1999→	F3 AE 0681 E Euro 3	D	77	400 T 38 Stralis AT		F3 BE 0681 G Euro 3	D	78
190 E 39 EuroTech	11.1999→	F3 AE 0681 E Euro 3	D	77	410 E 38 EuroTrakker	01.2001→11.2004	F3 BE 0681 G Euro 3	D	78
190 E 40 EuroStar	09.2000→	F3 AE 0681 B Euro 3	D	77	410 E 44 EuroTrakker	01.2001→11.2004	F3 BE 0681 C Euro 3	D	78
190 E 40 EuroTech	09.2000→	F3 AE 0681 B Euro 3	D	77	410 E 44 EuroTrakker	01.2001→11.2004	F3 BE 0681 CB Euro 3	D	78
190 E 43 EuroStar	08.2000→	F3 AE 0681 D Euro 3	D	77	410 E 48 EuroTrakker		F3 BE 0681 B Euro 3	D	78
190 E 43 EuroTech	08.2000→	F3 AE 0681 D Euro 3	D	77	410 T 38 Stralis AD		F3 BE 0681 G Euro 3	D	78
190 E 44 EuroTrakker	09.2000→11.2004	F3 BE 0681 C Euro 3	D	78	440 E 39 EuroTech	11.1999→	F3 AE 0681 E Euro 3	D	77
190 S 40 Stralis AD	06.2003→	F3 AE 0681 B Euro 3	D	77	440 E 40 EuroTech	07.2000→06.2002	F3 AE 0681 B Euro 3	D	77
190 S 40 Stralis AS	02.2002→	F3 AE 0681 B Euro 3	D	77	440 E 43 EuroTech	08.2000→	F3 AE 0681 D Euro 3	D	77
190 S 40 Stralis AT	06.2003→	F3 AE 0681 B Euro 3	D	77	440 E 44 EuroTrakker		F3 BE 0681 C Euro 3	D	78
190 S 43 Stralis AD	06.2003→	F3 AE 0681 D Euro 3	D	77	440 E39 EuroStar	08.2000→	F3 AE 0681 E Euro 3	D	77
190 S 43 Stralis AS	02.2002→	F3 AE 0681 D Euro 3	D	77	440 E40 EuroStar	07.2000→	F3 AE 0681 B Euro 3	D	77
190 S 43 Stralis AT	11.1999→	F3 AE 0681 D Euro 3	D	77	440 E43 EuroStar	08.2000→	F3 AE 0681 D Euro 3	D	77
190 S 48 Stralis AS	02.2002→	F3 BE 0681 E Euro 3	D	78	440 E46 EuroStar	03.2001→	F3 BE 0681 F Euro 3	D	78
190 T 38 Stralis AD		F3 BE 0681 G Euro 3	D	78	440 E48 EuroStar	03.2001→	F3 BE 0681 E Euro 3	D	78
190 T 38 Stralis AT		F3 BE 0681 G Euro 3	D	78	440 S 40 Stralis AD	06.2003→	F3 AE 0681 B Euro 3	D	77
190 T 38 Trakker AD		F3 BE 0681 G Euro 3	D	78	440 S 40 Stralis AS	02.2002→	F3 AE 0681 B Euro 3	D	77
190 T 38 Trakker AT		F3 BE 0681 G Euro 3	D	78	440 S 40 Stralis AT	06.2003→	F3 AE 0681 B Euro 3	D	77
190 T 44 Trakker AD		F3 BE 0681 C Euro 3	D	78	440 S 43 Stralis AD	06.2003→	F3 AE 0681 D Euro 3	D	77
190 T 44 Trakker AT		F3 BE 0681 C Euro 3	D	78	440 S 43 Stralis AS	02.2002→	F3 AE 0681 D Euro 3	D	77
190 T 45 Trakker AD		F3 BE 0681 C Euro 3	D	78	440 S 43 Stralis AT	11.1999→	F3 AE 0681 D Euro 3	D	77
190 T 45 Trakker AT		F3 BE 0681 C Euro 3	D	78	440 S 48 Stralis AS	02.2002→	F3 BE 0681 E Euro 3	D	78
240 E 43 EuroTech	10.1999→	F3 AE 0681 D Euro 3	D	77	440 S 54 Stralis AS	02.2002→	F3 BE 0681 A Euro 3	D	78
240 E43 EuroStar	10.1999→	F3 AE 0681 D Euro 3	D	77	540 S 54 Stralis AS	02.2002→	F3 BE 0681 A Euro 3	D	78
260 E 38 EuroTrakker	01.2001→11.2004	F3 BE 0681 G Euro 3	D	78	720 E 38 EuroTrakker		F3 BE 0681 G Euro 3	D	78
260 E 39 EuroTech	08.2000→	F3 AE 0681 E Euro 3	D	77	720 E 44 EuroTrakker		F3 BE 0681 C Euro 3	D	78
260 E 40 EuroTech	08.2000→06.2002	F3 AE 0681 B Euro 3	D	77	720 E 48 EuroTrakker	05.2001→11.2004	F3 BE 0681 B Euro 3	D	78
260 E 43 EuroTech	08.2000→	F3 AE 0681 D Euro 3	D	77	720 T 38 Stralis AD		F3 BE 0681 G Euro 3	D	78
260 E 44 EuroTrakker	08.2000→	F3 BE 0681 C Euro 3	D	78	720 T 38 Stralis AT		F3 BE 0681 G Euro 3	D	78
260 E 44 EuroTrakker	09.2000→11.2004	F3 BE 0681 CB Euro 3	D	78	Daily IV 2.3 TD 29 L 10	09.2002→03.2006	F1 AE 0481 A Euro 3	D	56
260 E 48 EuroTrakker		F3 BE 0681 B Euro 3	D	78	Daily IV 2.3 TD 29 L 14	09.2002→03.2006	F1 AE 0481 M Euro 3	D	57
260 E39 EuroStar	08.2000→	F3 AE 0681 E Euro 3	D	77	Daily IV 2.3 TD 35 C 10	09.2002→03.2006	F1 AE 0481 A Euro 3	D	56
260 E40 EuroStar	08.2000→	F3 AE 0681 B Euro 3	D	77	Daily IV 2.8 TD 29 L 12	09.2002→03.2006	F1 AE 0481 B Euro 3	D	56
260 E43 EuroStar	08.2000→	F3 AE 0681 D Euro 3	D	77	Daily IV 3.0 TD 35 C 12	09.2002→03.2006	F1 AE 0481 B Euro 3	D	56
260 E48 EuroStar	02.2002→	F3 BE 0681 E Euro 3	D	78	Daily IV 3.0 TD 35 C 14	09.2002→03.2006	F1 AE 0481 M Euro 3	D	57
260 S 40 Stralis AD	06.2003→	F3 AE 0681 B Euro 3	D	77	Daily IV 3.0 TD 35 S 10	09.2002→03.2006	F1 AE 0481 A Euro 3	D	56
260 S 40 Stralis AS	02.2002→	F3 AE 0681 B Euro 3	D	77	Daily IV 3.0 TD 35 S 12	09.2002→03.2006	F1 AE 0481 B Euro 3	D	56
260 S 40 Stralis AT	06.2003→	F3 AE 0681 B Euro 3	D	77	Daily IV 3.0 TD 35 S 14	09.2002→03.2006	F1 AE 0481 M Euro 3	D	57
260 S 43 Stralis AD	06.2003→	F3 AE 0681 D Euro 3	D	77	Daily V 29 L 10	07.2006→	F1 AE 0481 F Euro 4	D	57
260 S 43 Stralis AS	02.2002→	F3 AE 0681 D Euro 3	D	77	Daily V 29 L 12	07.2006→	F1 AE 0481 G Euro 4	D	57
260 S 43 Stralis AT	11.1999→	F3 AE 0681 D Euro 3	D	77	Daily V 29 L 12	07.2006→	F1 AE 0481 H Euro 4	D	57
260 S 48 Stralis AS	02.2002→	F3 BE 0681 E Euro 3	D	78	Daily V 35 C 10	07.2006→	F1 AE 0481 F Euro 4	D	57

**FIAT / IVECO**





	YEAR		B/D	Pos.		YEAR		B/D	Pos.
Daily V 35 C 12	07.2006→	F1 AE 0481 G Euro 4	D	57	127 1.05	01.1977→12.1983	127 A.046	B	10
Daily V 35 C 12	07.2006→	F1 AE 0481 H Euro 4	D	57	127 1.05	04.1977→05.1983	127 A.000	B	10
Daily V 35 C 12	05.2007→	F1 AE 0481 R Euro 4	D	57	127 1.05	04.1977→05.1983	127 AB.OC.O	B	10
Daily V 35 S 10	07.2006→	F1 AE 0481 F Euro 4	D	57	127 1.05	07.1978→02.1982	127 A1.000	B	10
Daily V 35 S 12	07.2006→	F1 AE 0481 G Euro 4	D	57	127 1.05	07.1978→02.1982	127 AB.1C.0	B	10
Daily V 35 S 12	07.2006→	F1 AE 0481 H Euro 4	D	57	127 1.3	11.1981→05.1983	127 A3.000	B	10
Daily V 35 S 12	05.2007→	F1 AE 0481 R Euro 4	D	57	128 1.1	03.1969→12.1984	128 A.000	B	17
Daily V 40 C 10	07.2006→	F1 AE 0481 F Euro 4	D	57	128 1.1	11.1971→ 1979	128 AC 5.000	B	17
Daily V 40 C 12	07.2006→	F1 AE 0481 G Euro 4	D	57	128 1.1	11.1971→ 1979	128 BB.0A0	B	17
Daily V 40 C 12	07.2006→	F1 AE 0481 H Euro 4	D	57	1300 Mirafiori	1974→ 1981	131 A.000	B	11
Daily V 40 S 10	07.2006→	F1 AE 0481 F Euro 4	D	57	1300 Mirafiori	10.1979→ 1983	131 A 6.000	B	11
Ducato 10 1.9 D	04.1998→10.2001	DJY	D	39	131 1.6	10.1974→02.1981	131 A.000	B	45
Ducato 10 1.9 D	04.1998→	XUD 9A	D	39	131 1.6	10.1974→02.1982	131 A1.000	B	45
Ducato 10 2.0	09.1981→02.1994	170 B	B	58	131 1.6	03.1981→ 1984	M203 AA.16.0	B	46
Ducato 10 2.0	01.1986→06.1990	170 D	B	58	131 1.6	03.1981→ 1985	131 C2.000	B	46
Ducato 11 2.3 JTD	04.2002→08.2006	F1 AE 0481 C Euro 3	D	56	131 2.0	06.1978→03.1981	131 B2.000	B	49
Ducato 11 2.3 JTD	06.2006→	F1 AE 0481 D Euro 4	D	57	131 2.0	06.1978→03.1981	131 C3.000	B	49
Ducato 12 2.0	07.1990→02.1994	170 D	B	58	131 2.0	06.1978→12.1981	132 B2.000	B	49
Ducato 13 2.0	09.1981→07.1990	170 B	B	58	131 2.0	03.1981→08.1983	131 C4.000	B	49
Ducato 14 2.0	01.1986→02.1994	170 B	B	58	131 2.5 D	06.1978→12.1984	8142.61	D	59
Ducato 14 2.0	01.1986→02.1994	170 D	B	58	131 D	1978→ 1981	8140.61	D	68
Ducato 15 2.3 JTD	04.2002→08.2006	F1 AE 0481 C Euro 3	D	56	131Super Mirafiori	1978→ 1981	131.B1.000	B	41
Ducato 15 2.3 JTD	06.2006→	F1 AE 0481 D Euro 4	D	57	131Super Mirafiori	1978→ 1981	132 C.000	B	41
Ducato 17 2.3 JTD	06.2006→	F1 AE 0481 D Euro 4	D	57	131Super Mirafiori	1978→ 1981	132 D.000	B	41
Ducato 18 2.0	07.1982→12.1993	170 B	B	58	132 2.0	03.1976→05.1981	132 C2.000	B	49
Ducato 18 2.0	06.1988→02.1994	170 D	B	58	132 2.0	03.1976→05.1981	132 DB.2A.O	B	49
Ducato 18 2.3 JTD	04.2002→08.2006	F1 AE 0481 C Euro 3	D	56	132 2.0	03.1981→08.1983	132 B2.000	B	49
Ducato 20 2.3 JTD	06.2006→	F1 AE 0481 D Euro 4	D	57	132 2.0 i.e.	01.1980→05.1981	132 C3.000	B	49
Scudo 1.9 D	10.1995→05.2000	D9B	D	39	132 2.5 D	06.1978→12.1984	8144.61.200	D	59
Scudo 1.9 D	10.1995→05.2000	XUD 9A	D	39	132 D	1978→ 1981	8140.61	D	68
Talento 2.0	07.1990→12.1994	170 B	B	58	132P	1972→	131.B1.000	B	41
1.8 ie SW	1993→	159 A4-M	B	43	132P	1972→	132 C.000	B	41
1.8 ie SW	1993→	M 610FA.18.A014	B	43	132P	1972→	132 D.000	B	41
1100 T		115 000	B	13	180 E 38 EuroStar	09.1992→07.2000	8460.41L.5020 Euro 1	D	76
1100 T		115 C.003	B	13	180 E 38 EuroStar	09.1992→	8460.41L.5360 Euro 1	D	76
125P	1961→ 1967	115 C.001	B	14	180 E 38 EuroTech	09.1992→07.2000	8460.41L.5020 Euro 1	D	76
126 650	07.1977→09.1987	126 A1.000	B	15	180 E 38 EuroTech	09.1992→	8460.41L.5360 Euro 1	D	76
126 650	07.1977→09.1987	126 A 1.048	B	15	190 E 38 EuroStar	06.1992→	8460.41L.5020 Euro 1	D	76
126 650	07.1977→09.1987	126 BB.OC.O	B	15	190 E 38 EuroStar	6.1992→	8460.41L.5360 Euro 1	D	76
126 650	07.1977→09.1987	126 BB.1C.O	B	15	240 E 38 EuroStar	9.1992→	8460.41L.5020 Euro 1	D	76
126 650	01.1983→10.1987	141 A.000	B	16	240 E 38 EuroStar	09.1992→	8460.41L.5360 Euro 1	D	76
126 700	09.1987→06.1991	126 A2.000	B	19	240 E 38 EuroTech	09.1992→	8460.41L.5020 Euro 1	D	76
126 700	09.1987→06.1991	126 A2.048	B	19	240 E 38 EuroTech	09.1992→	8460.41L.5360 Euro 1	D	76
126 700	09.1987→06.1991	M024 AA.07.0	B	19	260 E 38 EuroStar	06.1992→09.1995	8460.41L.5020 Euro 1	D	76
126P	1973→	126 AB.OC.O	B	9	260 E 38 EuroStar	06.1992→09.1995	8460.41L.5360 Euro 1	D	76
127 0.9	06.1971→05.1983	100 GL.000	B	1	260 E 38 EuroTech	09.1992→09.1995	8460.41L.5020 Euro 1	D	76
127 0.9	06.1971→05.1983	100 GL 048	B	1	260 E 38 EuroTech	06.1995→	8460.41L.5360 Euro 1	D	76
127 0.9	06.1971→05.1983	100 GL.064	B	1	35 AR 8	1978→ 1981	8140.61	D	68
127 0.9	06.1971→05.1983	100 GL.ON.0	B	1	400 E 30 EuroTech	1996→	8460.41C.3020 Euro 2	D	76
127 0.9	06.1971→05.1983	100 GL.9N.0	B	1	400 E 30 EuroTech	1996→	8460.41C.3094 Euro 2	D	76
127 0.9	1975→ 1985	100 GF.000	B	1	400 E 30 EuroTrakker	1996→	8460.41C.3020 Euro 2	D	76
127 1.05	10.1974→12.1986	127 AJ.OC.O	B	10	400 E 30 EuroTrakker	1996→	8460.41C.3094 Euro 2	D	76
127 1.05	01.1977→05.1983	127 AB.ON.O	B	10	400 E 38 EuroStar	09.1992→09.1995	8460.41L.5020 Euro 1	D	76

**FIAT / IVECO**

	YEAR		B/D	Pos.		YEAR		B/D	Pos.
400 E 38 EuroStar	09.1992→09.1995	8460.41L.5360 Euro 1	D	76	Cinquecento 900 i.e	07.1991→	170 A1.046 KAT	B	3
400 E 38 EuroTech	09.1992→09.1995	8460.41L.5020 Euro 1	D	76	Cinquecento 700 ED	07.1991→02.1998	170 A.000	B	19
400 E 38 EuroTech	06.1992→09.1995	8460.41L.5360 Euro 1	D	76	Cinquecento 700 ED	07.1991→02.1998	170 A.046	B	19
440 E 38 EuroStar	09.1992→	8460.41L.5020 Euro 1	D	76	Coupe 1.8 i.e 16V	03.1996→	183 A1.000 4V	B	27
440 E 38 EuroTech	04.1993→	8460.41L.5020 Euro 1	D	76	Croma 1.9 i.d Turbo	03.1988→10.1992	154 B.000	D	34
500 R	1974→ 1977	126 AB.5 C.O	B	9	Croma 1.9 i.d Turbo	03.1988→10.1992	M711 AT.19.0	D	34
850 0.85	05.1964→10.1972	100 G.000	B	1	Croma 2.0	12.1985→06.1990	154 A1.000	B	50
850 0.85	07.1964→10.1972	100 G.002	B	1	Croma 2.0	12.1985→06.1990	154 C2.000	B	50
850 0.85	07.1964→10.1972	100 GB.000	B	1	Croma 2.0	12.1985→12.1990	M401 CG.20.0	B	50
850 0.85	07.1964→10.1972	100 GC.000	B	1	Croma 2.0	07.1990→11.1992	154 C5.000	B	50
850 0.85	07.1964→10.1972	100 GS.000	B	1	Croma 2.0 i.e.	12.1985→12.1990	M 619 AA2.0CO14 KAT	B	51
850 0.85	07.1964→10.1972	100 GF.OC.0	B	1	Croma 2.0 i.e.	12.1985→12.1990	M 619 AA.20A KAT	B	51
Alfa 30 AR 8	1978→ 1981	8140.61	D	68	Croma 2.0ie	1985→10.1989	834 B.000	B	44
Argenta 100	1983→ 1983	131.B1.000	B	41	Croma 2.0ie	1985→10.1989	M601 HA.20.0	B	44
Argenta 100	1983→ 1983	132 C.000	B	41	Croma 2.5 D	12.1985→12.1989	8144.67.2500	D	62
Argenta 100	1983→ 1983	132 D.000	B	41	Croma 2.5 TD	12.1985→02.1989	8144.91.220	D	60
Argenta 1600	1981→ 1985	131.B1.000	B	41	Croma 2.5 TD	12.1985→02.1989	8144.91.200	D	60
Argenta 1600	1981→ 1985	132 C.000	B	41	Croma 2.5 TD	12.1991→11.1992	8144.97 S KAT	D	64
Argenta 1600	1981→ 1985	132 D.000	B	41	Croma 2.5 TD	11.1992→12.1996	8144.97 Y	D	64
Argenta 2.0	06.1981→12.1985	132 D1.000	B	49	Croma 2.5 TD	11.1992→06.1996	8144.97.2400	D	64
Argenta 2.0 i.e.	06.1981→12.1985	132 C3.000	B	49	Croma 2.5 TD	07.1990→11.1992	8144.97.2200	D	65
Argenta 2.0 i.e.	06.1981→12.1985	132 C3.054	B	49	Daily 35.10 Turbo	02.1985→06.1986	8140.21.200	D	61
Argenta 2.5 D	06.1981→11.1985	8144.61.200	D	59	Daily 45.10 Turbo	02.1985→06.1986	8140.21.200	D	61
Argenta 2.5 TD	06.1983→11.1985	8144.81.200	D	60	Daily 49.10 Turbo	02.1985→06.1986	8140.21.200	D	61
Argenta 2.5 TD	06.1983→11.1985	8144.61.500	D	60	Daily 49.10 Turbo	07.1988→05.1989	8140.21.214	D	61
Argenta D	1978→ 1981	8140.61	D	68	Daily 28.8	04.1978→07.1982	8140.61.204	D	59
Barchetta 1.8 i.e 16V	10.2000→	188 A6.000 4V	B	27	Daily 30.8	04.1978→ 1985	8140.61.300	D	59
Barchetta 1.9 TD	03.1996→	182 A7.000	D	29	Daily 30.8	04.1978→06.1989	8140.61.200	D	59
Barchetta 1.9 TD	03.1996→	182 A8.000 KAT	D	29	Daily 30.8	04.1978→06.1989	8140.61.230	D	59
Bravo 2.0 i.e 20V	10.1995→10.1998	182 A1.000 4V KAT	B	28	Daily 30.8	02.1991→04.1996	8140.07.2700	D	66
Brava 1.4 i.e 12V	08.1995→	182 A5.000 3V KAT	B	26	Daily 30.8	02.1991→04.1996	8140.07.2731	D	66
Brava 1.4 i.e 12V	09.1995→09.1999	182 A3.000 3V KAT	B	26	Daily 32.8	04.1978→ 1985	8140.61.300	D	59
Brava 1.8 i.e 16V	10.1996→05.1999	182 A2.000 4V KAT	B	27	Daily 35.8	04.1978→06.1989	8140.61.200	D	59
Brava 1.9 D	08.1995→	160 A7.000	D	31	Daily 35.8	07.1989→04.1996	8140.07.2700	D	66
Brava 1.9 JTD	11.1998→	M722 BT.19.T KAT	D	30	Daily 35.8	07.1989→06.1990	8140.07.2712	D	66
Brava 1.9 JTD	11.1998→	185 B4.000 KAT	D	30	Daily 35.8	02.1991→04.1996	8140.07.2731	D	66
Brava 1.9 TD	03.1996→09.2001	182 A7.000	D	29	Daily 40.8	04.1978→ 1985	8140.61.300	D	59
Brava 1.9 TD	03.1996→09.2001	182 A8.000 KAT	D	29	Daily 40.8	01.1983→06.1989	8144.61.200	D	59
Brava 2.0 i.e 20V	10.1995→10.1998	182 A1.000 4V KAT	B	28	Daily 40.8	07.1989→04.1996	8140.07.2700	D	66
Brava 2.0 i.e 20V	11.1998→	182 B7.000 4V	B	28	Daily 40.8	02.1991→04.1996	8140.07.2701	D	66
Bravo 1.4 i.e 12V	08.1995→	182 A5.000 3V KAT	B	26	Daily-Turbo 30.8	02.1991→04.1996	8140.07.3700 Euro 1	D	66
Bravo 1.4 i.e 12V	09.1995→09.1999	182 A3.000 3V KAT	B	26	Daily-Turbo 30.8	02.1991→04.1996	8140.07.3710 Euro 1	D	66
Bravo 1.8 i.e 16V	10.1996→05.1999	182 A2.000 4V KAT	B	27	Daily-Turbo 30.8	02.1991→04.1996	8140.07.3731 Euro 1	D	66
Bravo 1.9 D	08.1995→	160 A7.000	D	31	Daily-Turbo 35.10	1989→02.1994	8140.27.2101	D	67
Bravo 1.9 JTD	11.1998→	182 B4.000 KAT	D	30	Daily-Turbo 35.10	05.1990→09.1990	8140.27R.2700	D	67
Bravo 1.9 JTD	11.1998→	M722 BT.19.T KAT	D	30	Daily-Turbo 35.10	07.1989→04.1996	8140.27S.2700	D	67
Bravo 1.9 TD	03.1996→09.2001	182 A7.000	D	29	Daily-Turbo 35.10	07.1989→04.1996	8140.27S.2785	D	67
Bravo 1.9 TD	03.1996→09.2001	182 A8.000 KAT	D	29	Daily-Turbo 35.40	1994→	8140.27S.2801	D	67
Bravo 2.0 i.e 20V	11.1998→	182 B7.000 4V	B	28	Daily-Turbo 35.40	1994→	8140.27S.2885	D	67
BS-OM 45	1968→	CN 3 D	D	71	Daily-Turbo 35.8	02.1991→04.1996	8140.07.3700 Euro 1	D	66
Cinquecento 900	07.1991→02.1998	1170-A1.000	B	3	Daily-Turbo 35.8	02.1991→04.1996	8140.07.3710 Euro 1	D	66
Cinquecento 900 i.e	07.1991→02.1998	1170 A1.046 KAT	B	3	Daily-Turbo 35.8	02.1991→04.1996	8140.07.3731 Euro 1	D	66
Cinquecento 900 i.e	07.1991→	170 A1.000 KAT	B	3	Daily-Turbo 40.10	1989→02.1994	8140.27.2101	D	67







FIAT / IVECO





	YEAR		B/D	Pos.		YEAR		B/D	Pos.
Daily-Turbo 40.10	07.1989→04.1996	8140.27.2720	D	67	Dukato 10 1.9 D Turbo	3.1994→	230 A3.000	D	32
Daily-Turbo 40.10	09.1989→04.1996	8140.27.2811	D	67	Dukato 14 1.9 D Turbo	03.1994→ 1997	230 A3.000	D	32
Daily-Turbo 40.10	09.1989→04.1996	8140.27S.2700	D	67	Dukato 14 1.9 D Turbo	03.1994→ 1997	230 A4.000 Euro 2	D	32
Daily-Turbo 40.10	09.1989→04.1996	8140.27S.2785	D	67	Duna 1.1	10.1986→12.1990	146 A6.000	B	10
Daily-Turbo 40.8	07.1989→04.1996	8140.07.3700 Euro 1	D	66	Duna 1.7 D	01.1987→12.1990	149 B3.000	D	31
Daily-Turbo 45.10	1989→02.1994	8140.27.2101	D	67	Duna 1.7DS	1987→	149 B3.000	D	35
Daily-Turbo 45.10	07.1989→04.1996	8140.27.2720	D	67	Elba 1.4 i.e	1993→	M605 PB.13.CO14 KAT	B	24
Daily-Turbo 45.10	07.1989→04.1996	8140.27S.2700	D	67	Elba 1.4 i.e	09.1993→	146 C5.000 KAT	B	24
Daily-Turbo 45.10	07.1989→04.1996	8140.27S.2785	D	67	Elba 1.4 i.e.	03.1992→	M605 PB.15.CO14 KAT	B	55
Daily-Turbo 49.10	07.1989→04.1996	8140.27.2101	D	67	Elba 1.6 i.e.	09.1993→	146 C6.000 KAT	B	55
Daily-Turbo 49.10	07.1989→04.1996	8140.27.2700	D	67	Fiat 1300	1961→ 1964	116 000	B	8
Daily-Turbo 49.10	07.1989→04.1996	8140.27.2720	D	67	Fiat 1300 C	1964→ 1967	116 C.000	B	8
Daily-Turbo 49.10	05.1990→	8140.27R.2700	D	67	Fiorino 0.9	10.1977→03.1981	100 GL.ON.0	B	1
Daily-Turbo 49.10	07.1989→04.1996	8140.27S.2700	D	67	Fiorino 0.9	10.1977→03.1981	100 GL.9C.0	B	1
Daily-Turbo 49.10	07.1989→04.1996	8140.27S.2785	D	67	Fiorino 0.9	10.1977→03.1981	100 GL.9N.0	B	1
Doblo 1.9 JTD	03.2001→	182 B4.000 KAT	D	30	Fiorino 1.05	10.1977→ 1987	127 A6.054	B	10
Ducato 10 1.8	09.1981→10.1990	169 B	B	52	Fiorino 1.05	01.1980→12.1987	127 A.000	B	10
Ducato 10 1.8	09.1981→10.1990	XM 7T	B	52	Fiorino 1.05	1989→ 1993	127 AB.OC.O	B	10
Ducato 10 1.9 D Turbo	03.1994→07.1997	XUD 9TF KAT	D	40	Fiorino 1.4 i.e	09.1993→06.1995	146 C5.000 KAT	B	24
Ducato 10 2.5 D	01.1986→06.1990	8144.67.200	D	62	Fiorino 1.4 i.e	06.1995→1998	146 D5.000 KAT	B	24
Ducato 10 2.5 D	01.1986→06.1990	8144.67.220	D	62	Fiorino 1.5 i.e.	05.1988→12.1993	149 C1.000 KAT	B	53
Ducato 10 2.5 D Turbo	07.1990→02.1994	8140.27.200	D	67	Fiorino 1.6 i.e.	09.1993→06.1995	147 C6.000 KAT	B	55
Ducato 10 2.5 D Turbo	07.1990→02.1994	8140.27.2100	D	67	Fiorino 1.6 i.e.	06.1995→ 1998	146 D6.000 KAT	B	55
Ducato 12 2.5 D	07.1990→02.1994	8144.67.2500	D	62	Fiorino 1.7 D	09.1987→ 1997	146 B2.000	D	31
Ducato 12 2.5 D Turbo	07.1990→02.1994	8140.27.200	D	67	Fiorino 1.7 D	12.1987→12.1991	149 B3.000	D	31
Ducato 12 2.5 D Turbo	07.1990→02.1994	8140.27.2100	D	67	Fiorino 1.7 D	01.1988→12.1991	149 B4.000	D	31
Ducato 13 2.4 D	04.1978→ 1985	8140.61.300	D	59	Fiorino 1.7 D	01.1988→12.1991	149 B4.046	D	31
Ducato 13 2.4 D Turbo	1984→ 1986	8144.81.200	D	60	Grinta 35.10 Turbo	02.1985→06.1989	8140.21.200	D	61
Ducato 13 2.5 D	05.1981→12.1985	8144.61.200	D	59	Grinta 40.8	04.1978→ 1985	8140.61.300	D	59
Ducato 14 2.4 D Turbo	1984→ 1986	8144.81.200	D	60	Grinta 40.8	01.1983→06.1989	8144.61.200	D	59
Ducato 14 2.4 D Turbo	01.1986→06.1990	8144.21.200	D	61	Grinta 45.10 Turbo	02.1985→06.1989	8140.21.200	D	61
Ducato 14 2.4 D Turbo	01.1986→06.1990	8144.21.220	D	61	Grinta 49.10 Turbo	02.1985→06.1989	8140.21.200	D	61
Ducato 14 2.5 D	01.1986→03.1994	8140.67.2500	D	62	Grinta 49.10 Turbo	07.1988→05.1989	8140.21.214	D	61
Ducato 14 2.5 D	01.1986→03.1994	8144.67.2500	D	62	Marea 1.4 i.e 12V	10.1996→02.1999	182 A3.000 3V KAT	B	26
Ducato 14 2.5 D	03.1994→	8140.67.500	D	62	Marea 1.9 JTD	04.1999→	185 B4.000 KAT	D	30
Ducato 14 2.5 D	01.1986→02.1994	8144.67.200	D	62	Marea 1.9 TD	10.1996→02.1999	182 A7.000	D	29
Ducato 14 2.5 D	01.1986→02.1994	8144.67.220	D	62	Marea 1.9 TD	10.1996→	182 A8.000 KAT	D	29
Ducato 14 2.5 D	03.1994→	8140.67.2700	D	63	Marea 2.0 i.e 20V	03.1999→	182 B7.000 4V	B	28
Ducato 14 2.5 D Turbo	02.1991→04.1996	8140.07.3700 Euro 1	D	66	Marea 2.4 JTD	03.1999→	185 A6.000 KAT	D	30
Ducato 14 2.5 D Turbo	07.1990→02.1994	8140.27.200	D	67	Marea 2.4 JTD	03.1999→	M722 BT.24.T KAT	D	30
Ducato 14 2.5 D Turbo	07.1990→02.1994	8140.27.2100	D	67	Marea 2.4 TD	10.1996→02.1999	185 A2.000 KAT	D	29
Ducato 18 2.4 D Turbo	01.1986→06.1990	8144.21.200	D	61	Marea 2.4 TD	09.1996→	M717 AT.24.T KAT	D	29
Ducato 18 2.4 D Turbo	01.1986→06.1990	8144.21.220	D	61	Marengo 1.9 D	01.1986→07.1989	149 A1.000	D	31
Ducato 18 2.5 D	01.1986→06.1990	8144.67.200	D	62	Marengo 1.9 D	01.1992→	160 A7.000	D	31
Ducato 18 2.5 D	01.1986→06.1990	8144.67.220	D	62	Marengo 1.9 TD	01.1992→	160 A6.000	D	33
Ducato 18 2.5 D	01.1986→06.1990	8144.67.2500	D	62	Marengo 1.9 TD	01.1997→02.1999	182 A7.000	D	29
Ducato 18 2.5 D Turbo	07.1990→02.1994	8140.27.2100	D	67	Marengo 1.9 TD	01.1997→08.2000	182 A8.000 KAT	D	29
Ducato 18 2.5 D Turbo	07.1990→02.1994	8140.67.2100	D	67	Marengo 2.5 D	05.1980→09.1983	8144.61.200	D	59
Dukato 1.9TD		M707	D	36	Multipla 1.9 JTD	01.1999→	182 B4.000 KAT	D	30
Dukato 1.9TD		F280	D	36	Palio 1.6 i.e.16V	09.1997→	M 619 AA.20A KAT	B	51
Dukato 10 1.9 D	02.1987→02.1994	149 B1.000	D	31	Palio 1.7 TD	04.1996→	176 A3.000	D	32
Dukato 10 1.9 D Turbo	02.1987→02.1994	280 A1.000	D	31	Palio 1.9 D	08.1993→	176 B3.000	D	31
Dukato 10 1.9 D Turbo	03.1994→ 1997	230 A4.000 Euro 2	D	32	Panda 1.0	01.1986→07.1989	156 A2.100 KAT	B	5







FIAT / IVECO

	YEAR		B/D	Pos.		YEAR		B/D	Pos.
Panda 1.0	01.1986→12.1992	156 A2.000	B	5	Ritm0 55 1.7D	03.1980→09.1982	138 A6.000	D	38
Panda 1.0	01.1986→12.1992	156 A3.000	B	5	Ritm0 55 1.7D	03.1980→09.1982	138 B5.000	D	38
Panda 1.0	01.1986→07.1989	156 A2.048	B	6	Ritm0 55 1.7D	03.1980→09.1982	M700 AA.17.0	D	38
Panda 1.0	01.1986→04.1992	156 A2.246 KAT	B	6	Ritm0 55 1.7D	03.1980→09.1982	138 B6.000	D	38
Panda 1.0 i.e	01.1986→04.1992	156 A2.246 KAT	B	6	Ritmo 100 1.6	05.1985→12.1987	138 AR.048	B	47
Panda 1.0 i.e	10.1987→05.1991	156 A2.146 KAT	B	6	Ritmo 100 1.6	09.1986→12.1987	M402 AA 16.0	B	47
Panda 1.1 i.e	07.1990→12.1994	156 C.046 KAT	B	6	Ritmo 105 TC 1.6	05.1981→04.1985	138 AR.000	B	47
Panda 1.1 i.e	03.1992→01.1995	M204 AA.11.0 KAT	B	7	Ritmo 105 TC 1.6	01.1983→05.1985	149 A2.000	B	47
Panda 800	01.1986→12.1992	M 020 GS 07.0	B	4	Ritmo 60 1.05.	01.1979→09.1982	127 A6.000	B	10
Panda 850	03.1983→12.1985	100GL6.000	B	2	Ritmo 60 1.05.	01.1979→09.1982	127 AE.OA.0	B	10
Panda 900	03.1980→12.1985	100 GL.3C.0	B	1	Ritmo 60 1.1	10.1978→09.1982	138 AE.OA.0	B	17
Panda 900	03.1980→12.1985	100 GL.9N.0	B	1	Ritmo 60 1.1	02.1983→12.1987	138 B.000	B	18
Panda 900	09.1982→12.1985	100 GL3.000	B	1	Ritmo 60 1.1	02.1983→12.1987	138 B1.000	B	18
Panda 900	01.1983→12.1985	100 GL.ON.0	B	1	Ritmo 60 1.1	02.1983→12.1987	138 C1.000	B	18
Panda 900	09.1982→12.1985	146 A.000	B	3	Ritmo 60 1.1	02.1983→12.1987	148 A.048	B	18
Panda 900	01.1986→03.1992	146 A.048	B	3	Ritmo 60 1.1	04.1985→12.1987	146 A4.000	B	18
Panda 900	04.1992→	1170 A1.046 KAT	B	3	Ritmo 60 1.1	04.1985→12.1987	146 A4.048	B	18
Panda 900 i.e	04.1992→	170 A1.000 KAT	B	3	Ritmo 60 1.7 D	05.1985→12.1987	138 C.000	D	31
Panda 900 i.e	04.1992→	170 A1.046 KAT	B	3	Ritmo 60 1.7 D	05.1985→12.1987	149 B3.000	D	31
Punto 1.6 i.e.	03.1993→03.1997	M605 PB.15.CO14 KAT	B	55	Ritmo 75 1.5	07.1978→12.1987	138 B3.000	B	53
Punto 1.6 i.e.	09.1993→03.1997	176 A9.000 KAT	B	55	Ritmo 75 1.5	07.1978→09.1982	128 A5 .000	B	54
Punto 1.6 i.e.	09.1993→03.1997	M202 PB.15.0.KAT	B	55	Ritmo 75 1.5	07.1978→09.1982	138 AE2.EE.0	B	54
Punto 1.7 D	08.1993→08.1999	M708 FA.17	D	31	Ritmo 75 1.5	10.1982→12.1987	138 B3.048	B	54
Punto 1.7 DS	1994→	149 B3.000	D	35	Ritmo 75 1.5	10.1983→12.1984	138 A2.000	B	54
Punto 1.7 TD	08.1993→08.1999	176 A3.000	D	32	Ritmo 80 1.9 TD	12.1985→12.1987	831 D1.000	D	31
Punto 1.7 TD	09.1996→	176 B7.000	D	33	Ritmo 80 1.9 TD	12.1985→12.1987	M707 AT.19.0	D	32
Punto 1.9 D	08.1993→08.1999	176 B3.000	D	31	Ritmo 80 1.9 TD	12.1985→12.1987	M707 CT.19.0	D	32
Punto 1.9 JTD	09.1999→	182 B4.000	D	30	Ritmo 85 1.5	10.1982→12.1987	138 A2.054	B	54
Punto1.4 i.e Turbo	08.1993→04.1997	176 A4.000 KAT	B	23	Ritmo 85 1.5	10.1982→12.1987	138 A4.000	B	54
Punto1.4 i.e Turbo	09.1993→08.1996	146 A8.000 KAT	B	23	Ritmo 85 1.5	05.1985→12.1987	149 A5.046	B	54
Punto1.4 i.e Turbo	03.1996→04.1997	176 B6.000	B	25	Ritmo 90 1.6 i.e	09.1986→09.1988	149 C2.000 KAT	B	47
Punto1.4 i.e Turbo	09.1996→	M603 FT.13.T.01 KAT	B	25	Scudi 1.9 TD	10.1995→07.1997	XUD 9TF KAT	D	40
Punto1.8 i.e 16V	09.1999→	183 A1.000 4V	B	27	Scudi 1.9 TD	10.1995→	XUD 9BTF	D	40
Punto1.8 i.e 16V	09.2000→	188 A6.000 4V	B	27	Scudi 1.9 TD	08.1997→	XUD 9TE KAT	D	40
Regata 100 1.6	10.1985→01.1990	149 A 4 .000	B	47	Scudo 1.6 i.e.	10.1995→05.2000	M202 PB.15.0.KAT	B	55
Regata 100 1.6	10.1985→12.1990	M402 AA 16.0	B	47	Scudo 1.8 i.e.	10.1995→	XU 7JP	D	37
Regata 100 1.6 i.e.	06.1986→07.1989	149 C 3.000 KAT	B	47	Series 10 B	01.1973→06.1981	CP 3/100	D	71
Regata 60 1.7 D	05.1985→03.1989	149 B3.000	D	31	Series 100	09.1972→12.1981	8060.02.000	D	70
Regata 60 1.7D	03.1983→04.1985	M700 AA.17.0	D	38	Series 100	09.1972→05.1980	8060.02.001	D	70
Regata 60 1.7D	09.1983→04.1985	138 A5.000	D	38	Series 100	1972→	8065.02.217	D	70
Regata 60 1.7D	09.1983→04.1985	138 B5.000	D	38	Series 1000	09.1972→02.1982	8060.02.000	D	70
Regata 60 1.7D	09.1983→04.1985	138 B6.000	D	38	Series 1000	04.1975→12.1979	8065.02.200	D	70
Regata 65 1.9 D	04.1984→07.1989	149 A1.000	D	31	Series 110	09.1972→10.1982	8060.02.000	D	70
Regata 70 1.3	09.1983→04.1985	138 B2.000	B	53	Series 110	01.1983→06.1986	8060.02.001	D	70
Regata 70 1.3	09.1983→08.1989	149 A 7.000	B	53	Series 110	01.1983→06.1986	8060.02.003	D	70
Regata 75 1.5	09.1983→02.1990	138 B3.048	B	54	Series 110	1972→	8065.02.217	D	70
Regata 75 1.5 i.e.	06.1986→07.1989	138 C2.048 KAT	B	54	Series 120	01.1971→12.1982	CP 3 C	D	71
Regata 80 1.9 TD	05.1986→07.1989	831 D1.000	D	31	Series 120	01.1975→09.1981	CP 3/100	D	71
Regata 80 1.9 TD	05.1986→07.1989	M707 AT.19.0	D	32	Series 130	09.1972→07.1984	CP 3/42.300	D	71
Regata 80 1.9 TD	05.1986→07.1989	M707 CT.19.0	D	32	Series 130	02.1973→12.1980	CP 3/42.300	D	71
Regata 85 1.6	09.1983→07.1989	149A.000	B	46	Series 130	01.1971→12.1982	CP 3 C	D	71
Regata 90 1.6 i.e.	01.1987→01.1990	149 C2.000 KAT	B	47	Series 130	11.1975→12.1982	CP 3 D	D	71
Ritm0 55 1.7D	03.1980→09.1982	138 A5.000	D	38	Series 1300	04.1973→12.1979	CP 3/100	D	71

**FIAT / IVECO**

	YEAR		B/D	Pos.		YEAR		B/D	Pos.
Series 175	09.1986→1989	8460.21.010	D	74	Tipo 1.4 i.e	05.1989→03.1993	836 A4.000 KAT	B	24
Series 175	09.1986→1991	8460.21.002	D	74	Tipo 1.4 i.e	03.1992→07.1995	160 A1.046 KAT	B	24
Series 180	1987→	8460.21.002	D	74	Tipo 1.6	01.1988→03.1990	160 A2.000	B	55
Series 180	1990→	8460.41.320	D	75	Tipo 1.6	04.1990→12.1992	159 A3.000	B	55
Series 180	1990→	8460.41.406	D	75	Tipo 1.6 i.e.	01.1988→05.1991	149 C2.000 KAT	B	47
Series 190	1990→	8460.41.320	D	75	Tipo 1.6 i.e.	01.1988→05.1991	149 C 2.046 KAT	B	47
Series 190	1990→	8460.41.406	D	75	Tipo 1.6 i.e.	06.1991→02.1993	M202 PB.15.0.KAT	B	55
Series 225	1966→ 1971	806	D	69	Tipo 1.7 D	07.1987→10.1995	149 B4.000	D	31
Series 238	04.1978→ 1985	8140.61.300	D	59	Tipo 1.7 D	01.1988→10.1991	149 B4.046	D	31
Series 238	06.1978→05.1983	8140.61.200	D	59	Tipo 1.7 D	11.1991→07.1995	M708 FA.17	D	31
Series 240	1990→	8460.41.320	D	75	Tipo 1.8 i.e.16V	10.1989→03.1992	160 A5.000 4V	B	48
Series 250	1966→ 1971	802	D	69	Tipo 1.8 i.e.16V	10.1989→03.1992	M607 AA.18.0 4V	B	48
Series 250	1966→ 1971	8020.01	D	69	Tipo 1.8 ie	1993→	159 A4-M	B	43
Series 250	1966→ 1971	8025.01	D	69	Tipo 1.8 ie	1993→	M 610FA.18.A014	B	43
Series 255	1966→ 1971	802	D	69	Tipo 1.8 ie GT	1990→	159 A4.000	B	42
Series 255	1966→ 1971	8020.01	D	69	Tipo 1.8 ie GT	1990→	M 610FA.18C	B	42
Series 255	1966→ 1971	8025.01	D	69	Tipo 1.9 D	07.1989→03.1993	149 A1.000	D	31
Series 300	1966→ 1971	8025.01	D	69	Tipo 1.9 D	07.1989→10.1995	160 A7.000	D	31
Series 300	1972→	8025.02.001	D	70	Tipo 1.9 TD	01.1988→07.1995	M710 AT.19.0	D	32
Strada 1.1	02.1983→ 1985	138 B.000	B	18	Tipo 1.9 TD	06.1990→03.1993	160 B6.046	D	32
Strada 1.1	02.1983→12.1987	138 C1.000	B	18	Tipo 1.9 TD	09.1990→07.1995	160 A.000	D	32
Strada 1.7 D	05.1985→12.1987	149 B3.000	D	31	Tipo 1.9 TD	01.1988→07.1995	160 A6.000	D	33
Strada 1.7D	1986→ 1988	149 B3.000	D	35	Tipo 1.9 TD	06.1990→03.1993	160 A6.046	D	33
Strada 1.7D	03.1980→09.1982	138 A6.000	D	38	Tipo 2.0 i.e.	03.1990→03.1992	159 A5.046 KAT	B	51
Strada 1.7D	10.1982→04.1985	138 B6.000	D	38	Tipo 2.0 i.e.	06.1990→07.1995	159 A6.046 KAT	B	51
Super Mirafiori	06.1978→ 1981	131 B.000	B	12	Tipo 2.0 i.e.	06.1990→07.1995	M601 S.A.20.0 KAT	B	51
Super Mirafiori	06.1978→ 1981	131 BC.7A.O.	B	12	Tipo 2.0 i.e.	06.1990→07.1995	M 611 CA.20.A KAT	B	51
Talento	01.1990→	149 B3.000	D	35	Tipo 2.0 i.e.	06.1990→07.1995	M 611 LA.20.C025 KAT	B	51
Tempra 1.4 i.e	03.1992→08.1996	160 A1.046 KAT	B	24	Tractor 650	1968→	CO 3/7	D	71
Tempra 1.4 i.e	03.1992→08.1996	836 A4.000 KAT	B	24	Turbo Tech 240	03.1989→	8460.21.406	D	74
Tempra 1.4 i.e	03.1992→08.1996	M605 PB.13.CO14 KAT	B	24	Turbo Tech 240	07.1990→	8460.21.102	D	74
Tempra 1.6	02.1990→03.1993	159 A3.000	B	55	Turbo Tech 240	10.1991→	8460.41.160	D	75
Tempra 1.6	02.1990→03.1993	M202 PA.15.0	B	55	Ulysse 1.8 i.e.	05.1996→	LFW	D	37
Tempra 1.6 i.e.	02.1990→03.1993	M202 PB.15.0.KAT	B	55	Ulysse 1.8 i.e.	05.1996→	XU 7JP	D	37
Tempra 1.8 ie SLX	1993→	159 A4-M	B	43	Ulysse 1.9 TD	05.1995→07.1997	XUD 9BTF	D	40
Tempra 1.8 ie SLX	1993→	M 610FA.18.A014	B	43	Ulysse 1.9 TD	05.1995→07.1997	XUD 9TF KAT	D	40
Tempra 1.8 ie SX	1990→	159 A4.000	B	42	Ulysse 1.9 TD	08.1997→	XUD 9TE KAT	D	40
Tempra 1.8 ie SX	1990→	M 610FA.18C	B	42	Uno 0.9 i.e	2000→	1170 A1.046 KAT	B	3
Tempra 1.9 D	02.1990→05.1993	149 A1.000	D	31	Uno 1.3 i.e Turbo	04.1985→08.1989	M603 AT.13.0 KAT	B	22
Tempra 1.9 D	02.1990→12.1996	160 A7.000	D	31	Uno 1.3 i.e Turbo	10.1987→08.1989	146 A2.146 KAT	B	22
Tempra 1.9 TD	02.1990→12.1996	160 A.000	D	32	Uno 1.3 i.e Turbo	10.1987→03.1991	146 A2.246 KAT	B	22
Tempra 1.9 TD	02.1990→12.1996	160 B6.046	D	32	Uno 1.3 i.e Turbo	04.1985→08.1989	146 A2.000 KAT	B	22
Tempra 1.9 TD	02.1990→12.1996	M710 AT.19.0	D	32	Uno 45 0.9	01.1983→09.1992	100 GL.9N.0	B	1
Tempra 1.9 TD	02.1990→12.1996	160 A6.000	D	33	Uno 45 0.9	01.1983→09.1992	146 A.000	B	3
Tempra 1.9 TD	02.1990→12.1996	M718 TT.19.L	D	33	Uno 45 0.9	2000→	1170 A1.046 KAT	B	3
Tempra 2.0 i.e.	02.1990→02.1992	159 AC6.046 KAT	B	51	Uno 45 1.0	03.1985→01.1988	156 A2.000	B	5
Tempra 2.0 i.e.	10.1990→12.1996	M 611 CA.20.C KAT	B	51	Uno 45 1.0	03.1985→01.1988	156 A3.000	B	5
Tempra 2.0 i.e.	10.1990→12.1996	M 611 CA.20.A KAT	B	51	Uno 45 1.0	03.1985→01.1988	M204 AA.10.0	B	5
Tempra 2.0 i.e.	03.1993→12.1996	159 AC6.046 KAT	B	51	Uno 45 1.0	02.1988→09.1992	M204 BA.10.0	B	5
Tigrotto	1967→	CO 3 D	D	71	Uno 45 1.0	09.1989→09.1992	146 C7.000	B	5
Tipo 1.1	01.1988→03.1993	160 A3.000	B	7	Uno 45 1.0	09.1989→09.1992	146 B4.000	B	5
Tipo 1.1	01.1988→03.1993	M204 AA.11.0 KAT	B	7	Uno 45 1.0 i.e.	03.1989→03.1994	156 A2.100 KAT	B	5
Tipo 1.4 i.e	01.1988→02.1992	M202 PA.13.0	B	24	Uno 45 1.0 i.e.	07.1985→03.1994	156 A2.050 KAT	B	6

**FIAT / IVECO**

	YEAR		B/D	Pos.		YEAR		B/D	Pos.
Uno 45 1.0 i.e.	09.1989→09.1992	156 A2.048	B	6	Uno 75 1.5 i.e.	05.1992→03.1994	149 C1.000 KAT	B	53
Uno 45 1.0 i.e.	06.1992→03.1994	156 A2.246 KAT	B	6	Uno 75 1.5 i.e.	05.1992→03.1994	149 C1.000 KAT	B	54
Uno 55 1.1	01.1983→03.1985	138 B.000	B	18	Uno1.4 i.e Turbo	10.1989→09.1992	M603 BT.13.0	B	23
Uno 60 1.1	04.1985→08.1989	146 A4.044	B	18	Uno1.4 i.e Turbo	10.1990→09.1993	146 A8.046 KAT	B	23
Uno 60 1.1	04.1985→08.1989	146 A4.000	B	18	Uno1.4 i.e Turbo	10.1990→09.1993	146 A8.000 KAT	B	23
Uno 60 1.1	09.1989→09.1992	M 202 LL.11.071	B	20	X 1/9 1.5	10.1978→10.1988	128 AS.000	B	54
Uno 60 1.1 i.e.	09.1989→09.1993	156 C.046 KAT	B	6	X 1/9 1.5	10.1978→10.1988	138 A2.000	B	54
Uno 70 1.4 i.e	09.1989→09.1992	146 C1.000 KAT	B	24	X 1/9 1.5	10.1978→10.1988	138 AS.000	B	54
Uno 70 1.4 i.e	06.1992→03.1994	160 A1.046 KAT	B	24	X 1/9 1.5	11.1978→12.1989	138 AE2.EE.0	B	54


FIAT / IVECO

1		2		3		4		5		6		7		8		9		10	
Ø 65.00																			
100 G.000		05.1964→10.1972		B[C]		4		843 ccm		25 kW		34 PS		8:1		63.5 mm			
100 G.002		07.1964→10.1972		B[C]		4		843 ccm		27 kW		37 PS		8.8:1		63.5 mm			
100 GB.000		07.1964→10.1972		B[C]		4		843 ccm		27 kW		37 PS		8.8:1		63.5 mm			
100 GC.000		07.1964→10.1972		B[C]		4		843 ccm		35 kW		47 PS		9.3:1		63.5 mm			
100 GF.000		1975→12.1987		B[C]		4		903 ccm		26 kW		35 PS		7.8:1		68 mm			
100 GF.OC.0		05.1964→1985		B[C]		4		903 ccm		29 kW		40 PS		7.9:1		68 mm			
100 GL.000		06.1971→05.1983		B[C]		4		903 ccm		33 kW		45 PS		9:1		68 mm			
100 GL.048		06.1971→05.1983		B[C]		4		903 ccm		29 kW		40 PS		7.8:1		68 mm			
100 GL.064		06.1971→05.1983		B[C]		4		903 ccm		33 kW		45 PS		9:1		68 mm			
100 GL.ON.0		03.1971→12.1985		B[C]		4		903 ccm		33 kW		45 PS		9:1		68 mm			
100 GL.3C.0		03.1980→12.1985		B[C]		4		903 ccm		33 kW		45 PS		9:1		68 mm			
100 GL.9C.0		10.1977→03.1981		B[C]		4		903 ccm		33 kW		45 PS		9:1		68 mm			
100 GL.9N.0		06.1971→09.1992		B[C]		4		903 ccm		33 kW		45 PS		9:1		68 mm			
100 GL3.000		09.1982→12.1985		B[C]		4		903 ccm		33 kW		45 PS		9:1		68 mm			
100 GS.000		07.1964→10.1972		B[C]		4		843 ccm		36 kW		49 PS		9.7:1		63.5 mm			
4 65.00				001,P,CR,STD		1.750		2.750											
				026,P,STD		2.000		2.750											
				231,P,CR,STD		3.947		3.650											
				320-0208-000						65.00									
Ø 65.00																			
100GL6.000		05.1974→12.1985		B[C]		4		843 ccm		25 kW		34 PS		7.8:1		63.6 mm			
DB-10		05.1974→1977		B[C]		4		843 ccm		25 kW		34 PS		8:1		63.5 mm			
4 65.00				001,P,CR,STD		1.750		2.750											
				026,P,STD		2.000		2.750											
				231,P,CR,STD		3.947		3.650											
				320-0208-000						65.00									
Ø 65.00																			
1170-A1.000		07.1991→07.1998		B[C]		4		899 ccm		29-31 kW		40-42 PS		8.8:1		67.7 mm			
1170 A1.046 KAT		07.1991→		B[B]		4		899 ccm		30 kW		41 PS		8.8:1		67.7 mm			
146 A.000		09.1982→09.1992		B[C]		4		903 ccm		33 kW		45 PS		9:1		68 mm			
146 A.048		01.1986→03.1994		B[C]		4		903 ccm		33 kW		45 PS		9:2		68 mm			
170 A1.000 KAT		07.1991→09.2003		B[B]		4		899 ccm		29 kW		40 PS		8.8:1		67.7 mm			
170 A1.046 KAT		07.1991→09.2003		B[B]		4		899 ccm		29 kW		40 PS		8.8:1		67.7 mm			
4 65.00				001,P,CR,STD		1.750		2.750											
				026,P,STD		2.000		2.750											
				231,P,CR,STD		3.947		3.650											
				320-0208-000						65.00									
Ø 65.00																			
M 020 GS 07.0		01.1986→12.1992		B [C]		4		769 ccm		25 kW		34 PS		9.4:1		58 mm			
4 65.00				001,P,CR,STD		1.750		2.750											
				026,P,STD		2.000		2.750											
				231,P,CR,STD		3.947		3.650											
				320-0208-000						65.00									
Ø 70.00																			
146 B4.000		07.1990→09.1992		B [C]		4		999 ccm		33 kW		45 PS		9.8:1		64.9 mm			
146 C7.000		09.1989→09.1992		B [C]		4		999 ccm		33 kW		45 PS		9.5:1		64.9 mm			
156 A2.000		03.1985→12.1992		B [C]		4		999 ccm		32-37 kW		44-50 PS		9.5:1		64.9 mm			
156 A2.100 KAT		01.1986→03.1994		B [C]		4		999 ccm		32 kW		44 PS		9:1		64.9 mm			
156 A3.000		03.1985→12.1992		B [C]		4		999 ccm		33 kW		45 PS		9.8:1		64.9 mm			
M204 AA.10.0		03.1985→01.1988		B [C]		4		999 ccm		33 kW		45 PS		9.8:1		64.9 mm			
M204 BA.10.0		02.1988→09.1992		B [C]		4		999 ccm		33 kW		45 PS		9.5:1		64.9 mm			
4 70.00				001,P,CR,KV1		1.500		2.950											
				005,P,KV1		1.500		2.950											
				230,P,STD		3.000		3.700											
				320-0536-000						70.00									



FIAT / IVECO

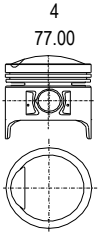
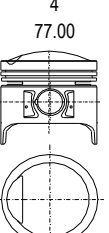
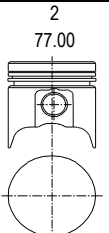
1	2	3	4	5	6	7	8	9	10
Ø 70.00									
156 A2.0157 KAT		07.1985→03.1994	B [MJ]	4	999 ccm	33 kW	45 PS	9.2:1	64.9 mm
156 A2.048		01.1986→09.1992	B [C]	4	999 ccm	32 kW	44 PS	9.2:1	64.9 mm
156 A2.050 KAT		07.1985→03.1994	B [MJ]	4	999 ccm	33 kW	45 PS	9.5:1	64.9 mm
156 A2.146 KAT		10.1987→05.1991	B [MJ]	4	999 ccm	33 kW	45 PS	9.5:1	64.9 mm
156 A2.246 KAT		01.1986→03.1994	B [MJ]	4	999 ccm	33 kW	45 PS	9.5:1	64.9 mm
156 C.046 KAT		09.1989→12.1994	B [MJ]	4	1108 ccm	38-43 kW	51-58 PS	9.6:1	72 mm
4 70.00			001,P,CR,KV1 005,P,KV1 230,P,STD	1.500 1.500 3.000	2.950 2.950 3.700				
320-0536-000						70.00			
Ø 70.00									
160 A3.000		01.1988→03.1993	B [C]	4	1108 ccm	37-41 kW	51-56 PS	9.6:1	72 mm
M204 AA.11.0 KAT		01.1988→01.1995	B [BI]	4	1108 ccm	38-41 kW	51-56 PS	9.6:1	72 mm
4 70.00			001,P,CR,KV1 005,P,KV1 230,P,STD	1.500 1.500 3.000	2.950 2.950 3.700				
320-0536-000						70.00			
Ø 72.00									
116 000		1961→1964	B	4	1295 ccm	48 kW	65 PS	8.8:1	
116 C.000		1964→1967	B	4	1295 ccm	51.5 kW	70 PS	9:01	
4 72.00	GL 90.9 KH 37.0 BU +10.9 VT -1.8 RK SN	22.0 59.6	001,CR,STD 023,STD 032,STD	2.000 2.000 3.947	3.200 3.050 3.050				
110-0153-000		210-0153-000	320-0153-000			72.00		510-0153-000	
110-0153-001		210-0153-000	-			72.20		-	
110-0153-002		210-0153-000	-			72.40		-	
110-0153-003		210-0153-000	320-0153-003			72.60		510-0153-003	
110-0153-004		210-0153-000	320-0153-004			72.80		510-0153-004	
110-0153-005		210-0153-000	320-0153-005			73.00		510-0153-005	
Ø 73.50									
126 A.000		11.1972→06.1977	B	2	594 ccm	17 kW	23 PS	7.5:1	
126 AB.OC.O		11.1972→06.1977	B	2	594 ccm	17 kW	23 PS	7.5:1	
126 AB.5 C.O		1973→ 1975	B	2	594 ccm	13 kW	18 PS	7.5:1	
2 73.50	GL 79.5 KH 40.0 SN	20.0 61.0	001,P,CR,KV1 023,P,STD 232,P,STD	1.500 2.000 3.947	3.200 3.200 3.950				
110-0110-000		210-0085-000	320-0110-000			73.50	-	510-0110-000	-
110-0110-001		210-0085-000	-			73.90	-	-	-
110-0110-002		210-0085-000	-			74.10	-	-	-



FIAT / IVECO

1		2		3		4		5		6		7		8		9		10	
Ø 76.00																			
10																			
127 A.000		04.1977→12.1987		B[C]		4		1049 ccm		37 kW		50 PS		9.3:1		57.8 mm			
127 A.046		01.1977→12.1983		B[C]		4		1049 ccm		37 kW		50 PS		9.3:1		57.8 mm			
127 A1.000		07.1978→02.1982		B[C2]		4		1049 ccm		51 kW		70 PS		9.8:1		57.8 mm			
127 A3.000		11.1981→09.1982		B[C2]		4		1049 ccm		55 kW		75 PS		9.75:1		71.8 mm			
127 A6.000		01.1979→09.1982		B[C]		4		1049 ccm		44 kW		60 PS		9.5:1		57.8 mm			
127 A6.054		10.1977→ 1987		B[C]		4		1049 ccm		37 kW		50 PS		9.3:1		57.8 mm			
127 AB.1C.0		07.1978→02.1982		B[C]		4		1049 ccm		37 kW		50 PS		9.3:1		57.8 mm			
127 AB.OC.O		04.1977→ 1993		B[C]		4		1049 ccm		37 kW		50 PS		9.3:1		57.8 mm			
127 AB.ON.O		01.1977→05.1983		B[C]		4		1049 ccm		37 kW		50 PS		9.3:1		57.8 mm			
127 AE.OA.0		01.1979→09.1982		B[C]		4		1049 ccm		44 kW		60 PS		9.5:1		57.8 mm			
127 AJ.OC.O		10.1974→12.1986		B[C]		4		1049 ccm		37 kW		50 PS		9.3:1		57.8 mm			
146 A6.000		10.1986→12.1990		B[C]		4		1049 ccm		43 kW		58 PS		9.3:1		57.8 mm			
		22.0 67.0		001,P,CR,KV1 023,P,STD 232,P,STD		1.500 3.300 2.000 3.300 3.947 3.950													
110-0229-000		210-0229-000		320-0161-000		76.00		-		510-0229-000		-							
110-0229-001		210-0229-000		320-0161-001		76.20		-		510-0229-001		-							
110-0229-002		210-0229-000		320-0161-002		76.40		-		510-0229-002		-							
110-0229-003		210-0229-000		320-0161-003		76.60		-		510-0229-003		-							
110-0229-004		210-0229-000		-		76.80		-		-		-							
110-0229-005		210-0229-000		320-0161-005		77.00		-		510-0229-005		-							
Ø 76.00																			
11																			
131 A.000		1974→1981		B		4		1297 ccm		40.5 kW		55 PS		7.8:1					
131 A 6.000		10.1979→1983		B		4		1297 ccm		40.5 kW		55 PS		7.8:1					
		22.0 61.0		001,P,CR,KV1 023,P,STD 232,P,STD		1.500 3.300 2.000 3.300 3.947 3.950													
110-0161-000		210-0161-000		320-0161-000		76.00		-		510-0161-000		-							
110-0161-001		210-0161-000		320-0161-001		76.20		-		510-0161-001		-							
110-0161-002		210-0161-000		320-0161-002		76.40		-		510-0161-002		-							
110-0161-003		210-0161-000		320-0161-003		76.60		-		510-0161-003		-							
110-0161-004		210-0161-000		320-0161-004		76.80		-		510-0161-004		-							
110-0161-005		210-0161-000		320-0161-005		77.00		-		510-0161-005		-							
Ø 76.00																			
12																			
131 B.000		06.1978→1981		B		4		1297 ccm		57.5 kW		78 PS		8.9:1		71.5 mm			
131 BC.7A.O.		06.1978→1981		B		4		1297 ccm		57.5 kW		78 PS		8.9:1		71.5 mm			
						001,P,CR,KV1 023,P,STD 232,P,STD		1.500 3.300 2.000 3.300 3.947 3.950											
				320-0161-000		76.00													
				320-0161-001		76.20													
				320-0161-002		76.40													
				320-0161-003		76.60													
				320-0161-005		77.00													

**FIAT / IVECO**

1		2		3		4		5		6		7		8		9		10			
Ø 77.00																				13	
115 000						B	4	1481 ccm	53 kW	72 PS	8.8:1										
115 C.003						B	4	1481 ccm	53 kW	72 PS	8.8:1										
115 C.000				1961→1967		B	4	1481 ccm	55 kW	75 PS	9:1										
115 C.005				1961→1967		B	4	1481 ccm	55 kW	75 PS	9:1										
115 C.043				1961→1967		B	4	1481 ccm	55 kW	75 PS	9:1										
 <p>4 77.00</p> <p>110-0152-000 110-0152-001 110-0152-002 110-0152-003 110-0152-004 110-0152-005</p>		GL 89.0 KH 36.5 BU +9.5 VT -1.3 RK SN	22.0 64.6	001,P,CR,STD 023,P,STD 032,P,STD	2.000 2.000 3.947	3.350 3.200 3.200	77.00 77.20 77.40 77.60 77.80 78.00	510-0152-000 - - 510-0152-003 510-0152-004 510-0152-005													
Ø 77.00																				14	
115 C.001				1961→1967		B	4	1481 ccm	55 kW	75 PS	9:1										
 <p>4 77.00</p> <p>110-0292-000 110-0292-001 110-0292-002 110-0292-003 110-0292-004 110-0292-005</p>		GL 89.0 KH 36.5 BU +9.5 VT -2.5 RK SN	22.0 64.6	001,P,CR,STD 023,P,STD 032,P,STD	2.000 2.000 3.947	3.350 3.200 3.200	77.00 77.20 77.40 77.60 77.80 78.00	510-0292-000 - - 510-0292-003 510-0292-004 510-0292-005													
Ø 77.00																				15	
126 A1.000				06.1977→08.1987		B[C]	2	652 ccm	17 kW	24 PS	7.5:1	70 mm									
126 A 1.048				06.1977→08.1987		B[C]	2	652 ccm	17 kW	24 PS	7.5:1	70 mm									
126 BB.0C.0				06.1977→08.1987		B[C]	2	652 ccm	17 kW	24 PS	7.5:1	70 mm									
126 BB.1C.0				06.1977→08.1987		B[C]	2	652 ccm	17 kW	24 PS	7.5:1	70 mm									
 <p>2 77.00</p> <p>110-0085-000 110-0085-001 110-0085-002 110-0085-003 110-0085-004 110-0085-005</p>		GL 79.5 KH 40.0	20.0 61.0	001,P,CR,KV1 023,P,STD 232,P,STD	1.500 2.000 3.947	3.200 3.200 4.050	77.00 77.20 77.40 77.60 77.80 78.00	510-0085-000 510-0085-001 510-0085-002 510-0085-003 510-0085-004 510-0085-005													



FIAT / IVECO

1	2	3	4	5	6	7	8	9	10
Ø 77.00									16
141 A.000		04.1980→10.1987	B[C]	2	652 ccm	22 kW	30 PS	8:1	70 mm
2 77.00			001,P,CR,KV1 023,P,STD 232,P,STD	1.500 2.000 3.947	3.200 3.200 4.050				
			320-0085-000 320-0085-002 320-0085-003			77.00 77.40 77.60			
Ø 80.00									17
128 A.000		03.1969→12.1984	B[C]	4	1116 ccm	40-48 kW	55-65 PS	8.8:1	55.5 mm
128 AC 5.000		11.1971→1979	B[C2]	4	1116 ccm	48 kW	65 PS	9.2:1	55.5 mm
128 BB.0A0		11.1971→1979	B[C]	4	1116 ccm	48 kW	65 PS	8.8:1	55.5 mm
138 AE.OA.0		10.1978→09.1982	B[C]	4	1116 ccm	44 kW	60 PS	9.2:1	55.5 mm
4 80.00	GL 77.3 KH 34.7 VT -2.6 BU +0.6 RK SN	22.0 71.0	001,P,CR,KV1 026,P,STD 232,P,STD	1.500 2.000 3.947	3.350 3.350 4.150				
110-0151-000 110-0151-002 110-0151-003 110-0151-004 110-0151-005		210-0151-000 210-0151-000 210-0151-000 210-0151-000 210-0151-000	320-0143-000 320-0143-002 320-0143-003 320-0143-004 320-0143-005			80.00 80.40 80.60 80.80 81.00		510-0151-000 510-0151-002 510-0151-003 510-0151-004 510-0151-005	
Ø 80.00									18
138 B.000		01.1983→12.1987	B[C]	4	1116 ccm	40. kW	54 PS	9.2:1	55.5 mm
138 B1.000		02.1983→12.1987	B[C]	4	1116 ccm	40 kW	55 PS	9.6:1	55.5 mm
138 C1.000		02.1983→12.1987	B[CM]	4	1116 ccm	41 kW	55 PS	9.6:1	55.5 mm
146 A4.000		04.1985→08.1989	B[CM]	4	1116 ccm	43 kW	58 PS	9.2:1	55.5 mm
146 A4.044		04.1985→08.1989	B[C2]	4	1116 ccm	41 kW	55 PS	9.2:1	55.5 mm
146 A4.048		04.1985→09.1992	B[CM]	4	1116 ccm	43 kW	58 PS	9.2:1	55.5 mm
148 A.048		02.1983→12.1987	B[C2]	4	1116 ccm	43 kW	58 PS	9.2:1	55.5 mm
4 80.00			001,P,CR,KV1 026,P,STD 232,P,STD	1.500 2.000 3.947	3.350 3.350 4.150				
			320-0143-000 320-0143-002			80.00 80.40			
Ø 80.00									19
126 A2.000		09.1987→06.1991	B[CM]	2	704 ccm	19 kW	26 PS	8.6:1	70 mm
126 A2.048		09.1987→06.1991	B[CM]	2	704 ccm	19 kW	26 PS	8.6:1	70 mm
170 A.000		07.1991→02.1998	B[C]	2	704 ccm	22 kW	30 PS	9:1	70 mm
170 A.046		07.1991→02.1998	B[C]	2	704 ccm	22 kW	30 PS	9:1	70 mm
M024 AA.07.0		09.1987→06.1991	B[CM]	2	704 ccm	19 kW	26 PS	8.6:1	70 mm
2 80.00			001,P,CR,KV1 026,P,STD 232,P,STD	1.500 2.000 3.947	3.350 3.350 4.150				
			320-0143-000 320-0143-002 320-0143-003			80.00 80.40 80.60			



FIAT / IVECO


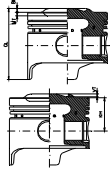
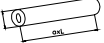





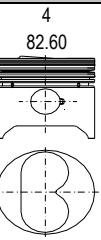
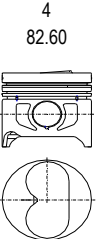

1	2	3	4	5	6	7	8	9	10
Ø 80.00									20
M 202 LL.11.071		09.1989→09.1992	B[C]	4	1116 ccm	41 kW	55 PS	9.6:1	55.5 mm
4 80.00			001,P,CR,KV1 026,P,STD 232,P,STD	1.500 2.000 3.947	3.350 3.350 4.150				
			320-0143-000 320-0143-002 320-0143-003			80.00 80.40 80.60			
Ø 80.00									21
131 AZ.000		1977→	B	4	1438 ccm	38 kW	52 PS	9.2:1	71.5 mm
131 AZ 5.000		1977→	B	4	1438 ccm	38 kW	52 PS	9.2:1	71.5 mm
131 AZ.0C.0		1977→	B	4	1438 ccm	38 kW	52 PS	9.2:1	71.5 mm
131 AA.0C.0		1977→	B	4	1438 ccm	38 kW	52 PS	9.2:1	71.5 mm
131 AA.000		1977→	B	4	1438 ccm	38 kW	52 PS	9.2:1	71.5 mm
4 80.00	GL 78.0 KH 38.5	22.0 68.0	001,P,CR,KV1 026,P,STD 232,P,STD	1.500 2.000 3.947	3.350 3.350 4.150				
110-0367-000 110-0367-002 110-0367-003 110-0367-004 110-0367-005		210-0367-000 210-0367-000 210-0367-000 210-0367-000 210-0367-000	320-0143-000 320-0143-002 320-0143-003 320-0143-004 320-0143-005			80.00 80.40 80.60 80.80 81.00		510-0367-000 510-0367-002 510-0367-003 510-0367-004 510-0367-005	
Ø 80.50									22
146 A2.000 KAT		04.1985→08.1989	B[LE]	4	1301 ccm	74 kW	100 PS	7.7:1	63.9 mm
146 A2.146 KAT		10.1987→08.1989	B[LU]	4	1301 ccm	73 kW	100 PS	7.7:1	63.9 mm
146 A2.246 KAT		10.1987→03.1991	B[LU]	4	1301 ccm	74 kW	100 PS	7.7:1	63.9 mm
M603 AT.13.0 KAT		04.1985→08.1989	B[LU]	4	1301 ccm	77 kW	105 PS	8:1	63.9 mm
4 80.50			001,P,CR,KV1 005,IF,P,STD 231,P,CR,STD	1.500 2.000 3.000	3.350 3.350 3.750				
			320-0576-000			80.50			
Ø 80.50									23
146 A8.000 KAT		10.1990→08.1996	B[L]	4	1372 ccm	82-98 kW	111-133 PS	7.8:1	67.4 mm
146 A8.046 KAT		10.1990→09.1993	B[L]	4	1372 ccm	82 kW	111 PS	7.8:1	67.4 mm
176 A4.000 KAT		08.1993→04.1997	B[L]	4	1372 ccm	98 kW	133 PS	7.8:1	67.4 mm
M603 BT.13.0		10.1989→09.1992	B[L]	4	1372 ccm	87 kW	118 PS	7.7:1	67.4 mm
4 80.50			001,P,CR,KV1 005,IF,P,STD 231,P,CR,STD	1.500 2.000 3.000	3.350 3.350 3.750				
			320-0576-000			80.50			
Ø 80.50									24
146 C1.000 KAT		09.1989→09.1992	B [MJ]	4	1372 ccm	51-53 kW	70-72 PS	9.2:1	67.4 mm
146 C5.000 KAT		'09.1993→	B [BI]	4	1372 ccm	51 kW	67 PS	9.2:1	67.4 mm
146 D5.000 KAT		06.1995→1998	B [BI]	4	1371 ccm	49 kW	67 PS	9.2:1	67.4 mm
160 A1.046 KAT		03.1992→08.1996	B [MJ]	4	1372 ccm	51 kW	70 PS	9.2:1	67.4 mm
836 A4.000 KAT		05.1989→08.1996	B [MJ]	4	1372 ccm	51 kW	70 PS	9.2:1	67.4 mm
M202 PA.13.0		01.1988→02.1992	B [MJ]	4	1372 ccm	51 kW	70 PS	9.2:1	67.4 mm
M605 PB.13.CO14 KAT		'03.1992→	B [BI]	4	1372 ccm	51 kW	70 PS	9.2:1	67.4 mm
4 80.50			001,P,CR,KV1 026,P,STD 231,P,CR,STD	1.500 1.750 3.000	3.350 3.350 3.750				
			320-0442-001 320-0218-002			80.50 81.50			



FIAT / IVECO

1	2	3	4	5	6	7	8	9	10
Ø 80.50									
176 B6.000		03.1996→04.1997	B[L]	4	1372 ccm	98 kW	133 PS	7.8:1	67.4 mm
M603 FT.13.T.01 KAT		'09.1996→	B[M]	4	1372 ccm	96 kW	131 PS	7.8:1	67.4 mm
4			001,P,CR,KV1	1.500	3.350				
80.50			005,IF,P,STD	2.000	3.350				
			231,P,CR,STD	3.000	3.750				
320-0576-000						80.50			
Ø 82.00									
182 A3.000 3V KAT		09.1995→09.1999	B[MM]	4	1369 ccm	59 kW	80 PS	9.85:1	64.8 mm
182 A5.000 3V KAT		08.1995→	B[MM]	4	1369 ccm	55-59 kW	75-80 PS	9.8:1	64.8 mm
4			001,KI,P,CR,KV1	1.500	3.450				
82.00			026,P,STD	1.500	3.450				
			231,P,CR,STD	3.000	3.750				
320-0565-000						82.00			
Ø 82.00									
182 A2.000 4V KAT		10.1996→	B[B]	4	1747 ccm	83 kW	113 PS	10.3:1	82.7 mm
183 A1.000 4V		01.1995→	B[B]	4	1747 ccm	96 kW	131 PS	10.3:1	82.7 mm
188 A6.000 4V		09.2000→	B[B]	4	1747 ccm	96 kW	131 PS	10.3:1	82.7 mm
4			001,KI,P,CR,KV1	1.500	3.450				
82.00			026,P,STD	1.500	3.450				
			231,P,CR,STD	3.000	3.750				
320-0565-000						82.00			
Ø 82.00									
182 A1.000 4V KAT		10.1995→	B[M]	5	1998 ccm	108-113 kW	147-1553 PS	10.7:1	75.6 mm
182 B7.000 4V		11.1998→	B[M]	5	1998 ccm	110-113 kW	150-154 PS	10.7:1	75.6 mm
5			001,KI,P,CR,KV1	1.500	3.450				
82.00			026,P,STD	1.500	3.450				
			231,P,CR,STD	3.000	3.750				
320-0565-000						82.00			
Ø 82.00									
182 A7.000		10.1996→02.2000	D(LA)	4	1910 ccm	74 kW	101 PS	20.7:1	90.4 mm
182 A8.000		03.1996→	D(LA)	4	1910 ccm	55 kW	75 PS	20.7:1	90.4 mm
185 A2.000		10.1996→02.1999	D(LA)	5	2397 ccm	91 kW	124 PS	20.7:1	90.4 mm
M717 AT.24.T.		09.1996→	D(LA)	5	2397ccm	91kW	124 PS	20.7:1	90.4 mm
4/5			008,15°,KI,P,CR,KV1	3.000	3.450				
82.00			005,IF,P,STD	2.000	3.450				
			231,P,CR,STD	3.000	3.750				
320-0645-000						82.00			
320-0449-000						82.60			
Ø 82.00									
182 B4.000 KAT		11.1998→	D(LA)	4	1910 ccm	77-81 kW	105-110 PS	18.45:1	90.4 mm
185 A6.000 KAT		03.1999→	D(LA)	5	2387 ccm	96 kW	131 PS	18.45:1	90.4 mm
185 B4.000 KAT		04.1999→	D(LA)	4	1910 ccm	77-81 kW	105-110 PS	18.45:1	90.4 mm
M722 BT.19.T KAT		11.1998→	D(LA)	4	1910 ccm	77 kW	105 PS	18.45:1	90.4 mm
M722 BT.24.T KAT		03.1999→	D(LA)	5	2387 ccm	96 kW	131 PS	18.45:1	90.4 mm
4/5			008,15°,P,CR,KV1	3.000	3.450				
82.00			026,P,STD	2.000	3.450				
			231,P,CR,STD	3.000	3.750				
320-0645-100						82.00			

**FIAT / IVECO**

1	2	3	4	5	6	7	8	9	10
Ø 82.60									
									31
138 C.000		05.1985→12.1987	D[AN]	4	1698 ccm	44 kW	60 PS	20:1	79.2 mm
146 B2.000		09.1986→ 1997	D[AN]	4	1698 ccm	42 kW	57 PS	20.5:1	79.2 mm
149 A1.000		04.1984→05.1993	D[AN]	4	1929 ccm	48 kW	65 PS	21:1	90 mm
149 B1.000		02.1987→12.1994	D[AN]	4	1929 ccm	52 kW	70 PS	21:1	90 mm
149-B3.000		05.1985→12.1991	D[AN]	4	1698 ccm	42-44 kW	58-60 PS	20:1	79.2 mm
149 B4.000		07.1987→10.1995	D[AN]	4	1698 ccm	42 kW	57 PS	20:1	79.2 mm
149 B4.046		01.1988→12.1991	D[AN]	4	1698 ccm	42 kW	58 PS	20:1	79.2 mm
160 A7.000		07.1989→	D[AN]	4	1929 ccm	48 kW	65 PS	21:1	90 mm
176 B3.000		08.1993→	D[AN]	4	1929 ccm	42 kW	57 PS	20.5:1	79.2 mm
280 A1.000		02.1987→02.1994	D[A]	4	1929 ccm	60 kW	82 PS	20:1	90 mm
831 D1.000		12.1985→07.1989	D[LA]	4	1929 ccm	59 kW	80 PS	20:1	90 mm
M705 BA.19		10.1988→	D[AN]	4	1929 ccm	59 kW	80 PS	20:1	90 mm
M708 FA.17		11.1991→08.1999	D[AN]	4	1697 ccm	42 kW	58 PS	20.5:1	79.2 mm
	GL 78.3 KH 42.2 BU +2.5 RTK Lox G	25.0 69.4	008,15°,P,CR,KV1 005,IF,P,STD 231,P,CR,STD	2.500 2.000 3.000	3.450 3.450 3.750				
110-0448-000		210-0448-000	320-0448-000	82.60	510-0448-000				
110-0448-001		210-0448-000	320-0448-001	83.00	510-0448-001				
110-0448-002		210-0448-000	-	83.20	-				
Ø 82.60									
160 A.000		02.1990→12.1996	D [LA]	4	1929 ccm	66 kW	90 PS	19.2:1	90 mm
160 B6.046		06.1990→03.1993	D [LA]	4	1929 ccm	60 kW	81 PS	19.2:1	90 mm
176 A3.000		08.1993→	D [A]	4	1698 ccm	51-53 kW	69-72 PS	20.3:1	79.2 mm
230 A3.000		03.1994→03.1998	D [A]	4	1929 ccm	60 kW	82 PS	20:1	90 mm
230 A4.000 Euro 2		03.1994→03.1998	D [A]	4	1929 ccm	59 kW	80 PS	19.2:1	90 mm
M707 AT.19.0		12.1985→07.1989	D [LA]	4	1929 ccm	59 kW	80 PS	20:1	90 mm
M707 CT.19.0		12.1985→07.1989	D [LA]	4	1929 ccm	59 kW	80 PS	20:1	90 mm
M710 AT.19.0		01.1988→12.1996	D[LA]	4	1929 ccm	68 kW	92 PS	19.2:1	90 mm
	GL 76.0 KH 42.4 BU +2.5 RTK Lox G	26.0 69.4	008,15°,P,CR,KV1 005,IF,P,STD 231,P,CR,STD	3.000 2.000 3.000	3.450 3.450 3.750				
110-0449-000		210-0449-000	320-0449-000	82.60	510-0449-000				
110-0449-001		210-0449-000	320-0449-001	83.00	510-0449-001				
110-0449-002		210-0449-000		83.20					
Ø 82.60									
160 A6.000		01.1988→	D [LA]	4	1929 ccm	66 kW	90 PS	19.2:1	90 mm
160 A6.046		06.1990→03.1993	D [LA]	4	1929 ccm	60 kW	90 PS	19.2:1	90 mm
176 B7.000		09.1996→	D [LA]	4	1697 ccm	46 kW	63 PS	19.1:1	79.2 mm
280 A3.000		1996→	D [A]	4	1929 ccm	60 kW	82 PS	19.2:1	90 mm
M718 TT.19.L		02.1990→12.1996	D [LA]	4	1929 ccm	66 kW	90 PS	19.9:1	90 mm
			008,15°,P,CR,KV1 005,IF,P,STD 231,P,CR,STD	3.000 2.000 3.000	3.450 3.450 3.750				
			320-0449-000	82.60					



FIAT / IVECO

1	2	3	4	5	6	7	8	9	10
Ø 82.60									
154 B.000		03.1988→10.1992	D[LA]	4	1929 ccm	68 kW	92 PS	20:1	90 mm
M711 AT.19.0		03.1988→10.1992	D[LA]	4	1929 ccm	68 kW	92 PS	18:1	90 mm
4			008,15°,P,CR,KV1	2.500	3.450				
82.60			005,IF,P,STD	2.000	3.450				
			231,P,CR,STD	4.000	4.150				
			320-0413-000			82.60			
Ø 82.60									
149 B3.000		1986→	D	4	1697 ccm	42 kW	57 PS		
4			008,15°,P,CR,KV1	2.500	3.450				
82.60			023,P,STD	2.000	3.450				
			231,P,CR,STD	4.000	4.150				
			320-0250-000			82.60			
			320-0250-001			83.00			
Ø 82.60									
M707			D	4	1930 ccm	60 kW	82 PS		
F280			D	4	1930 ccm	60 kW	82 PS		
4			008,15°,P,CR,KV1	3.000	3.450				
82.60			023,P,STD	2.000	3.450				
			231,P,CR,STD	4.000	4.150				
			320-0654-000			82.60			
			320-0654-001			83.00			
Ø 83.00									
LFW		05.1996→	B [BI]	4	1761 ccm	73 kW	99 PS	9.3:1	81.4 mm
XU 7JP		10.1995→	B [BI]	4	1762 ccm	72-76 kW	98-103 PS	9.3:1	81.4 mm
4			001,P,CR,KV1	1.500	3.450				
83.00			026,P,STD	1.500	3.450				
			231,P,CR,STD	3.000	3.750				
			320-0561-000			83.00			
Ø 83.00									
138 A5.000		03.1980→04.1985	D[AN]	4	1714 ccm	40-43 kW	55-58 PS	20:1	79.2 mm
138 A6.000		03.1980→09.1982	D[AN]	4	1714 ccm	40 kW	55 PS	20:1	79.2 mm
138 B5.000		03.1980→04.1985	D[AN]	4	1714 ccm	40-43 kW	55-58 PS	20:1	79.2 mm
138 B6.000		10.1982→04.1985	D[AN]	4	1698 ccm	43 kW	58 PS	20.5:1	79.2 mm
M700 AA.17.0		03.1980→04.1985	D[AN]	4	1714 ccm	40 kW	55 PS	20:1	79.2 mm
4			008,15°,P,CR,KV1	2.500	3.450				
83.00			023,P,STD	2.000	3.450				
			231,P,CR,STD	4.000	4.150				
			320-0250-001			83.00			
Ø 83.00									
D9B		10.1995→05.2000	D[AN]	4	1905 ccm	51 kW	69 PS	23:1	88 mm
DJY		04.0998→10.2001	D[AN]	4	1905 ccm	50-52 kW	68-71 PS	23.5:1	88 mm
XUD 9A		10.1995→	D [AN]	4	1905 ccm	47-52 kW	64-71 PS	23:1	88 mm
4			001,P,CR,KV1	2.000	3.450				
83.00			005,IF,P,STD	2.000	3.450				
			231,P,CR,STD	3.000	3.750				
			320-0509-001			83.00			
			320-0509-002			83.50			
Ø 83.00									
XUD 9BTF		05.1995→07.1997	D[LA]	4	1905 ccm	66 kW	90 PS	21.8:1	88 mm
XUD 9TE KAT		10.1995→	D[LA]	4	1905 ccm	66-68 kW	90-92 PS	21.8:1	88 mm
XUD 9TF KAT		03.1994→	D[LA]	4	1905 ccm	68 kW	92 PS	21.8:1	88 mm
4			008,15°,P,CR,KV1	3.000	3.450				
83.00			005,IF,P,STD	2.000	3.450				
			231,P,CR,STD	3.000	3.750				
			320-0449-001			83.00			
			320-0551-001			83.50			



FIAT / IVECO

1	2	3	4	5	6	7	8	9	10
Ø 84.00									
131.B1.000			B	4	1585 ccm	72 kW	98 PS	9:1	71.5 mm
132 C.000			B	4	1585 ccm	72 kW	98 PS	9:1	71.5 mm
132 D.000			B	4	1585 ccm	72 kW	98 PS	9:1	71.5 mm
4 84.00 110-0344-000 110-0344-001 110-0344-002 110-0344-003	GL 82.2 KH 38.45 BU +4.5 VT -4.2 RK P	22.0 69.0	001,P,CR,KV1 026,P,STD 232,P,STD	1.500 2.000 3.947	3.550 3.550 4.150				41 71.5 mm 71.5 mm 71.5 mm
Ø 84.00									
159 A4.000			B	4	1756 ccm	78 kW	103 PS	9.5:1	79.2 mm
M 610FA.18C			B	4	1756 ccm	78 kW	103 PS	9.5:1	79.2 mm
4 84.00 110-0647-000 110-0647-001 110-0647-002 110-0647-003	GL 80.97 KH 39.47 BU +2 RK P	22.0 69.0	001,P,CR,KV1 026,P,STD 232,P,STD	1.500 2.000 3.947	3.550 3.550 4.150				42 79.2 mm 79.2 mm
Ø 84.00									
159 A4-M			B	4	1756 ccm	78 kW	103 PS	9.5:1	1993→ 79.2 mm
M 610FA.18.A014			B	4	1756 ccm	78 kW	103 PS	9.5:1	1993→ 79.2 mm
4 84.00 110-0648-000 110-0648-001 110-0648-002 110-0648-003	GL 81.8 KH 38.9 BU +3.4 RK P	22.0 69.0	001,P,CR,KV1 026,P,STD 232,P,STD	1.500 2.000 3.947	3.550 3.550 4.150				43 79.2 mm 79.2 mm



FIAT / IVECO

1	2	3	4	5	6	7	8	9	10
Ø 84.00									44
834 B.000			B	4	1995 ccm	88 kW	120 PS	9.75:1	90 mm
M601 HA.20.0			B	4	1995 ccm	88 kW	120 PS	9.75:1	90 mm
4 84.00	GL 79.15 KH 39.65	22.0 69.0	001,P,CR,KV1 026,P,STD 232,P,STD	1.500 2.000 3.947	3.550 3.550 4.150				
	RK P								
110-0649-000 110-0649-001 110-0649-002 110-0649-003		210-0349-000 210-0349-000 210-0349-000 210-0349-000	320-0344-000 320-0344-001 320-0344-002 -			84.00 84.20 84.40 84.60		510-0649-000 510-0649-001 510-0649-002 -	
Ø 84.00									45
131 A.000		10.1974→02.1981	B[C]	4	1585 ccm	55 kW	75 PS	9.2:1	71.5 mm
131 A1.000		10.1974→02.1981	B[C]	4	1574 ccm	55 kW	75 PS	9.2:1	71.5 mm
132 AB.1A.0			B[C]	4	1585 ccm	55 kW	75 PS	9.2:1	71.5 mm
4 84.00			001,P,CR,KV1 026,P,STD 232,P,STD	1.500 2.000 3.947	3.550 3.550 4.150				
						84.00 84.20 84.40			
Ø 84.00									46
131 C2.000		03.1981→08.1984	B[CM]	4	1585 ccm	63 kW	85 PS	9.1:1	71.5 mm
149A.000		09.1983→07.1989	B[CM]	4	1585 ccm	74 kW	100 PS	9.3:1	71.5 mm
M203 AA.16.0		03.1981→ 1984	B[C]	4	1585 ccm	62 kW	85 PS	9.1:1	71.5 mm
4 84.00			001,P,CR,KV1 026,P,STD 232,P,STD	1.500 2.000 3.947	3.550 3.550 4.150				
						84.00 84.20 84.40			
Ø 84.00									47
138 AR.000		05.1981→04.1985	B [C2]	4	1585 ccm	77 kW	105 PS	9.3:1	71.5 mm
138 AR.048		05.1985→12.1987	B [CM]	4	1585 ccm	74 kW	101 PS	9.3:1	71.5 mm
149 A 2.000		01.1983→05.1985	B [CM]	4	1585 ccm	74 kW	100 PS	9.3:1	71.5 mm
149 A 4 .000		06.1985→01.1990	B [CM]	4	1585 ccm	74 kW	101 PS	9.3:1	71.5 mm
149 C 2.000 KAT		09.1986→05.1991	B [BI]	4	1585 ccm	66 kW	90 PS	9.5:1	71.5 mm
149 C 2.046 KAT		01.1988→05.1991	B [BI]	4	1585 ccm	66 kW	90 PS	9.5:1	71.5 mm
149 C 3.000 KAT		06.1986→07.1989	B [BI]	4	1585 ccm	74 kW	101 PS	9.5:1	71.5 mm
M402 AA 16.0		10.1985→12.1990	B [CM]	4	1585 ccm	74-77 kW	100-105 PS	9.3:1	71.5 mm
4 84.00			001,P,CR,KV1 026,P,STD 232,P,STD	1.500 2.000 3.947	3.550 3.550 4.150				
						84.00 84.20 84.40			



FIAT / IVECO

1	2	3	4	5	6	7	8	9	10
Ø 84.00									
160 A5.000 4V		10.1989→03.1992	B[BI]	4	1755 ccm	101 kW	138 PS	9.9:1	79.2 mm
M607 AA.18.0 4V		10.1989→03.1992	B[BI]	4	1755 ccm	101 kW	138 PS	9.9:1	79.2 mm
4			001,P,CR,KV1	1.500	3.550				
84.00			026,P,STD	2.000	3.550				
			232,P,STD	3.947	4.150				
			320-0344-000			84.00			
			320-0344-001			84.20			
			320-0344-002			84.40			
Ø 84.00									
124 B3.000		06.1973→05.1978	B[C]	4	1585 ccm	46 kW	62 PS	8.9:1	71.5 mm
131 B2.000		06.1978→03.1989	B[C2]	4	1995 ccm	85 kW	115 PS	8.9:1	90 mm
131 C3.000		06.1978→03.1981	B[C2]	4	1995 ccm	85 kW	115 PS	8.9:1	90 mm
131 C4.000		03.1981→08.1983	B[C2]	4	1995 ccm	83 kW	113 PS	9:1	90 mm
132 B2.000		06.1978→08.1983	B[CM]	4	1995 ccm	83 kW	112 PS	9:1	90 mm
132 C2.000		03.1976→05.1981	B[C]	4	1995 ccm	83 kW	112 PS	8.9:1	90 mm
132 C3.000		01.1980→12.1985	B[L]	4	1995 ccm	90 kW	122 PS	9:1	90 mm
132 C3.054		06.1981→12.1985	B[L]	4	1995 ccm	90 kW	122 PS	9:1	90 mm
132 D1.000		06.1981→12.1985	B[CM]	4	1995 ccm	83 kW	113 PS	9:1	90 mm
132 DB.2A.O		03.1976→05.1981	B[C]	4	1995 ccm	83 kW	112 PS	9:1	90 mm
4			001,P,CR,KV1	1.500	3.550				
84.00			026,P,STD	2.000	3.550				
			232,P,STD	3.947	4.150				
			320-0344-000			84.00			
			320-0344-001			84.20			
			320-0344-002			84.40			
Ø 84.00									
154 A1.000		12.1985→06.1990	B[CM]	4	1995 ccm	66 kW	90 PS	9.5:1	90 mm
154 C2.000		12.1985→06.1990	B[CM]	4	1995 ccm	66 kW	90 PS	9.5:1	90 mm
154 C5.000		07.1990→11.1992	B[CM]	4	1995 ccm	66 kW	90 PS	9.5:1	90 mm
M401 CG.20.0		12.1985→12.1990	B[CM]	4	1995 ccm	66 kW	90 PS	9.5:1	90 mm
4			001,P,CR,KV1	1.500	3.550				
84.00			026,P,STD	2.000	3.550				
			232,P,STD	3.947	4.150				
			320-0344-000			84.00			
			320-0344-001			84.20			
			320-0344-002			84.40			
Ø 84.00									
159 A5.046 KAT		03.1990→03.1992	B[BI]	4	1995 ccm	80-85 kW	109-115 PS	9.5:1	90 mm
159 A6.046 KAT		06.1990→12.1996	B[BI]	4	1995 ccm	83 kW	113 PS	9.5:1	90 mm
159 AC6.046 KAT		02.1990→02.1992	B[BI]	4	1995 ccm	85 kW	115 PS	9.5:1	90 mm
M601 S.A.20.0 KAT		06.1990→07.1995	B[BI]	4	1995 ccm	83 kW	113 PS	9.5:1	90 mm
M 611 CA.20.A KAT		06.1990→12.1996	B[BI]	4	1995 ccm	83 kW	113 PS	9.5:1	90 mm
M 611 CA.20.C KAT		10.1990→12.1996	B[BI]	4	1995 ccm	85 kW	115 PS	9.5:1	90 mm
M 611 LA.20.C025 KAT		06.1990→07.1995	B[BI]	4	1995 ccm	83-85 kW	113-115 PS	9.5:1	90 mm
M 619 AA.20A KAT		12.1985→	B[LU]	4	1995 ccm	85 kW	115 PS	9.5:1	90 mm
M 619 AA2.0CO14 KAT		12.1985→12.1990	B[LU]	4	1995 ccm	85 kW	115 PS	9.5:1	90 mm
4			001,P,CR,KV1	1.500	3.550				
84.00			026,P,STD	2.000	3.550				
			232,P,STD	3.947	4.150				
			320-0344-000			84.00			
			320-0344-001			84.20			
			320-0344-002			84.40			

**FIAT / IVECO**

1	2	3	4	5	6	7	8	9	10	
Ø 84.00										
169 B		09.1981→12.1990	B	4	1796 ccm	50 kW	69 PS	7.5:1	81 mm	
XM 7 T		09.1981→12.1990	B	4	1796 ccm	44-51 kW	60-69 PS	7.5:1	81 mm	
4			001,P,CR,KV1	1.500	3.550					
84.00			026,P,STD	2.000	3.550					
			231,P,CR,STD	4.000	4.150					
			320-0430-000			84.00				
Ø 86.40										
138 B2.000		10.1982→04.1985	B [CM]	4	1301 ccm	50 kW	68 PS	9.1:1	55.5 mm	
138 B3.000		07.1978→02.1990	B[CM]	4	1499 ccm	55-61 kW	75-82 PS	9.2:1	63.9 mm	
149 A 7.000		05.1985→03.1988	B[CM]	4	1301 ccm	48 kW	65 PS	9.6:1	55.5 mm	
149 C1.000 KAT		05.1988→03.1994	B [BI]	4	1499 ccm	55 kW	75 PS	9.2:1	63.9 mm	
4			001,P,CR,KV1	1.500	3.600					
86.40			023,P,STD	2.000	3.600					
			231,P,STD	3.947	4.150					
			320-0349-000			86.40				
			320-0349-001			86.80				
			320-0349-002			87.00				
Ø 86.40										
128 A5 .000		07.1978→09.1982	B[CM]	4	1499 ccm	55 kW	75 PS	9:1	63.9 mm	
128 AS.000		10.1978→10.1988	B[CM]	4	1499 ccm	63 kW	85 PS	9.2:1	63.9 mm	
138 A2.000		10.1978→10.1988	B[CM]	4	1498 ccm	63 kW	86 PS	9.2:1	63.9 mm	
138 A2.054		10.1982→12.1987	B[CM]	4	1498 ccm	55 kW	75 PS	9.2:1	63.9 mm	
138 A4.000		10.1982→12.1987	B[CM]	4	1498 ccm	61 kW	82 PS	9.1:1	63.9 mm	
138 AE2.EE.0		07.1978→12.1989	B[CM]	4	1499 ccm	55 kW	75 PS	9.2:1	63.9 mm	
138 AS.000		10.1978→10.1988	B[CM]	4	1499 ccm	63 kW	86 PS	9.2:1	63.9 mm	
138 B3.048		10.1982→02.1990	B[CM]	4	1499 ccm	55 kW	75 PS	9:1	63.9 mm	
138 C2.048 KAT		10.1985→07.1989	B[L]	4	1499 ccm	55 kW	75 PS	9.2:1	55.5 mm	
149 A5.046		05.1985→12.1987	B[CM]	4	1499 ccm	58 kW	79 PS	9.2:1	63.9 mm	
4	GL 74.0	22.0	001,P,CR,KV1	1.500	3.600					
86.40	KH 34.4	69.0	023,P,STD	2.000	3.600					
	VT -2.8		231,P,STD	3.947	4.150					
	RK									
110-0349-000		210-0349-000	320-0349-000			86.40		510-0349-000		
110-0349-001		210-0349-000	320-0349-001			86.80		510-0349-001		
110-0349-002		210-0349-000	320-0349-002			87.00		510-0349-002		
Ø 86.40										
146 C6.000 KAT		09.1993→	B [M]	4	1581 ccm	69 kW	78 PS	9.2:1	67.4 mm	
146 D6.000 KAT		06.1995→ 1998	B [BI]	4	1581 ccm	61 kW	83 PS	9.2:1	67.4 mm	
159 A3.000		02.1990→03.1993	B [CM]	4	1581 ccm	65 kW	88 PS	9.2:1	67.4 mm	
160 A2.000		01.1988→03.1993	B [MJ]	4	1581 ccm	61 kW	83 PS	9.2:1	67.4 mm	
176 A9.000 KAT		09.1993→03.1997	B [BI]	4	1581 ccm	65 kW	88 PS	9.2:1	67.4 mm	
M202 PA.15.0			B [CM]	4	1581 ccm	61 kW	83 PS	9.2:1	67.4 mm	
M202 PB.15.0.KAT		02.1990→05.2000	B [BI]	4	1581 ccm	65 kW	88 PS	9.2:1	67.4 mm	
M605 PB.15.CO14 KAT		03.1992→	B [MJ]	4	1581 ccm	65 kW	88 PS	9.2:1	67.4 mm	
4			001,P,CR,KV1	1.500	3.600					
86.40			005,P,STD	1.750	3.600					
			231,P,CR,STD	3.000	3.750					
			320-0537-000			86.40				



FIAT / IVECO

1	2	3	4	5	6	7	8	9	10
88.00									56
F1 AE 0481 A Euro 3		10.1982→04.1985	D [LA]	4	2286 ccm	71 kW	96 PS	19:1	94 mm
F1 AE 0481 B Euro 3		07.1978→02.1990	D [LA]	4	2286 ccm	85 kW	116 PS	19:1	94 mm
F1 AE 0481 C Euro 3		05.1985→03.1988	D [LA]	4	2286 ccm	81 kW	110 PS	19:1	94 mm
4 88.00 	GL 84.0 KH 57.0 MT -18.1 RTK KKK G	31.0 67.0		2.500 2.000 2.500					
110-0909-000 110-0909-001 110-0909-002						88.00 88.40 88.60			
88.00									57
F1 AE 0481 D Euro 4		09.2002→03.2006	D [LA]	4	2286 ccm	88 kW	120 PS	19:1	94 mm
F1 AE 0481 F Euro 4		07.2006→	D [LA]	4	2286 ccm	70 kW	95 PS	19:1	94 mm
F1 AE 0481 G Euro 4		07.2006→	D [LA]	4	2286 ccm	85 kW	116 PS	19:1	94 mm
F1 AE 0481 H Euro 4		07.2006→	D [LA]	4	2286 ccm	85 kW	116 PS	19:1	94 mm
F1 AE 0481 HA Euro 4		07.2006→	D [LA]	4	2286 ccm	100 kW	136 PS	19:1	94 mm
F1 AE 0481 M Euro 3		07.2006→	D [LA]	4	2286 ccm	100 kW	136 PS	19:1	94 mm
F1 AE 0481 R Euro 4		07.2006→	D [LA]	4	2286 ccm	85 kW	116 PS	19:1	94 mm
4 88.00 	GL 84.0 KH 57.0 MT -13.75 RTK KKK G	31.0 67.0		2.500 2.000 2.500					
110-0910-000 110-0910-001 110-0910-002						88.00 88.40 88.60			
Ø 88.00									58
170 B		09.1981→12.1994	B	4	1971 ccm	57-58 kW	77-79 PS	8:1	81 mm
170 D		06.1995→ 1998	B	4	1971 ccm	57 kW	77 PS	8:1	81 mm
4 88.00 	GL 71.9 KH 38.25 BU +0.65 SRK SN	23.0 74.0	001,P,CR,KV1 005,P,STD 231,P,CR,STD	1.500 2.000 4.000	3.300 3.700 4.150		 .A=93.0 C=102.0 L=136.0 H=90.0		
110-0261-000		210-0009-000		320-0009-000		88.00	410-0009-000	510-0261-000	540-0261-000
4 88.00 	GL 73.88 KH 37.9 BU +2.98 SRK SN	23.0 74.0	001,P,CR,KV1 005,P,STD 231,P,CR,STD	1.500 2.000 4.000	3.300 3.700 4.150		 .A=93.0 C=102.0 L=136.0 H=90.0		
110-0009-000		210-0009-000		320-0009-000		88.00	410-0009-000	510-0009-000	540-0009-000



FIAT / IVECO

1		2		3		4		5		6		7		8		9		10	
88.00		GL 73.45 KH 37.9 BU +2.55		23.0 74.0		001,P,CR,KV1 005,P,STD 231,P,CR,STD		1.500 2.000 4.000		3.300 3.700 4.150		88.00		 A=93.0 C=102.0 L=136.0 H=90.0		510-0494-000		540-0494-000	
110-0494-000		SRK SN		210-0009-000		320-0009-000													
Ø 93.00																		59	
8140.61.200		04.1978→06.1989		D[AN]		4		2445 ccm		53 kW		72 PS		21:1		90 mm			
8140.61.204		04.1978→07.1982		D[AN]		4		2445 ccm		53 kW		72 PS		21:1		90 mm			
8140.61.230		04.1978→06.1989		D[AN]		4		2445 ccm		53 kW		72 PS		21:1		90 mm			
8140.61.300		04.1978→ 1985		D[AN]		4		2445 ccm		53 kW		72 PS		21:1		90 mm			
8142.61		06.1978→10.1986		D[AN]		4		2445 ccm		53 kW		72 PS		21:1		90 mm			
8144.61.200		03.1978→12.1985		D[AN]		4		2429 ccm		53 kW		72 PS		22:1		89.4 mm			
4 93.00						001,P,CR,KV1 023,P,STD 231,P,CR,STD		3.000 2.000 4.000		3.900 3.900 4.250		93.00							
320-0452-100																		93.00	
Ø 93.00																		60	
8144.61.500		06.1983→11.1985		D[A]		4		2445 ccm		66 kW		90 PS		22:1		90 mm			
8144.81.200		06.1983→ 1986		D[LA]		4		2445 ccm		66-74 kW		90-100 PS		22:1		90 mm			
8144.91.200		12.1985→02.1989		D[LA]		4		2445 ccm		74 kW		100 PS		22:1		90 mm			
8144.91.220		12.1985→10.1992		D[LA]		4		2445 ccm		74 kW		100 PS		22:1		90 mm			
4 93.00						008,15°,P,CR,KV1 023,P,STD 231,P,CR,STD		3.000 2.000 3.000		3.900 3.900 3.850		93.00 93.60							
320-0451-100																		93.00	
320-0451-102																		93.60	
Ø 93.00																		61	
8140.21.200		02.1985→06.1989		D[A]		4		2445 ccm		68 kW		92 PS		18:1		90 mm			
8140.21.214		07.1988→05.1989		D[A]		4		2445 ccm		77 kW		105 PS		18:1		90 mm			
8144.21.200		01.1986→06.1990		D[A]		4		2445 ccm		68 kW		92 PS		18:1		90 mm			
8144.21.220		01.1986→06.1990		D[A]		4		2445 ccm		68 kW		92 PS		18:1		90 mm			
4 93.00						008,15°,P,CR,KV1 005,IF,P,STD 231,P,CR,STD		3.000 2.000 3.000		3.900 3.900 3.850		93.00							
320-0451-000																		93.00	
Ø 93.00																		62	
8140.67.2500		01.1986→03.1994		D[AN]		4		2499 ccm		55 kW		75 PS		22:1		92 mm			
8140.67.500		03.1994→		D[AN]		4		2499 ccm		55 kW		75 PS		22:1		92 mm			
8144.67.200		01.1986→02.1994		D[AN]		4		2499 ccm		55 kW		75 PS		22:1		92 mm			
8144.67.220		01.1986→02.1994		D[AN]		4		2499 ccm		55 kW		75 PS		22:1		92 mm			
8144.67.2500		12.1985→03.1994		D[AN]		4		2499 ccm		55 kW		75 PS		22:1		92 mm			
4 93.00						001,P,CR,KV1 023,P,STD 231,P,CR,STD		3.000 2.000 3.000		3.900 3.900 3.850		93.00							
320-0474-100																		93.00	
Ø 93.00																		63	
8140.67.2700		03.1994→		D[AN]		4		2499 ccm		62 kW		85 PS		22:1		92 mm			
4 93.00						008,15°,KI,P,CR,KV1 023,P,STD 231,P,CR,STD		3.000 2.000 3.000		3.900 3.900 3.850		93.00 93.60							
320-0451-100																		93.00	
320-0451-102																		93.60	



FIAT / IVECO

1	2	3	4	5	6	7	8	9	10
64									
Ø 93.00									
8144.97 S KAT		12.1991→11.1992	D[LA]	4	2499 ccm	78 kW	106 PS	21:1	92 mm
8144.97 Y		11.1992→12.1996	D[LA]	4	2499 ccm	85 kW	116 PS	22.5:1	92 mm
8144.97.2400		11.1992→06.1996	D[LA]	4	2499 ccm	85-87 kW	115-118 PS	22.5:1	92 mm
4			008,15°,P,CR,KV1	3.000	3.900				
93.00			005,IF,P,STD	2.000	3.900				
			231,P,CR,STD	3.000	3.850				
			320-0451-000			93.00			
65									
Ø 93.00									
8144.97.2200		07.1990→11.1992	D[LA]	4	2499 ccm	87 kW	118 PS	21:1	92 mm
4			008,15°,P,CR,KV1	3.000	3.900				
93.00			023,P,STD	2.000	3.900				
			231,P,CR,STD	3.000	3.850				
			320-0451-100			93.00			
			320-0451-102			93.60			
66									
Ø 93.00									
8140.07.2700		07.1989→04.1996	D[AN]	4	2499 ccm	55 kW	75 PS	18.5:1	92 mm
8140.07.2701		02.1991→04.1996	D[AN]	4	2499 ccm	55 kW	75 PS	18.5:1	92 mm
8140.07.2712		07.1989→06.1990	D[AN]	4	2499 ccm	55 kW	75 PS	18.5:1	92 mm
8140.07.2731		07.1989→	D[AN]	4	2499 ccm	55 kW	75 PS	18.5:1	92 mm
8140.07.3700 Euro 1		1989→	D[LA]	4	2499 ccm	55 kW	75 PS	19:1	92 mm
8140.07.3710 Euro 1		1989→	D[LA]	4	2499 ccm	53 kW	71 PS	19:1	92 mm
8140.07.3731 Euro 1		1989→	D[LA]	4	2499 ccm	53 kW	72 PS	19:1	92 mm
8140.67.2585 Euro 2		03.1996→	D[LA]	4	2499 ccm	60 kW	82 PS	19:1	92 mm
4			008,15°,P,CR,KV1	3.000	3.900				
93.00			023,P,STD	2.000	3.900				
			231,P,CR,STD	3.000	3.850				
			320-0451-100			93.00			
			320-0451-102			93.60			
67									
Ø 93.00									
8140.27S.2801			D[A]	4	2499 ccm	76 kW	103 PS	18:1	92 mm
8140.27R.2700		1990→	D[A]	4	2499 ccm	67 kW	92 PS	18:1	92 mm
8140.27S.2700		02.1985→04.1996	D[A]	4	2499 ccm	76 kW	103 PS	18:1	92 mm
8140.27S.2785		02.1985→04.1996	D[A]	4	2499 ccm	76 kW	103 PS	18:1	92 mm
8140.27S.2885			D[A]	4	2499 ccm	76 kW	103 PS	18:1	92 mm
8140.27.200		07.1990→03.1994	D[A]	4	2499 ccm	76 kW	103 PS	18:1	92 mm
8140.27.2100		07.1990→02.1994	D[A]	4	2499 ccm	70 kW	95 PS	18:1	92 mm
8140.27.2101		1989→ 1994	D[A]	4	2499 ccm	76 kW	103 PS	18.5:1	92 mm
8140.27.2700		07.1989→04.1996	D[A]	4	2499 ccm	76 kW	103 PS	18:1	92 mm
8140.27.2720		07.1989→04.1996	D[A]	4	2499 ccm	76 kW	103 PS	18:1	92 mm
8140.27.2811		09.1989→04.1996	D[A]	4	2499 ccm	76 kW	113 PS	18:1	92 mm
8140.67.2100		07.1990→02.1994	D[A]	4	2499 ccm	70 kW	95 PS	18:1	92 mm
4			008,15°,P,CR,KV1	3.000	3.900				
93.00			005,IF,P,STD	2.000	3.900				
			231,P,CR,STD	3.000	3.850				
			320-0451-000			93.00			
68									
Ø 93.00									
8140.61		1978→05.1981	D	4	2445 ccm	53 kW	72 PS		
4			001,P,CR,KV1	2.000	3.800				
93.00			005,IF,P,STD	2.000	3.900				
			231,P,CR,STD	4.000	4.250				
			320-0325-000			93.00			

**FIAT / IVECO**

1	2	3	4	5	6	7	8	9	10										
Ø 95.00										69									
802.000		1966→ 1971	D[AN]	2	1560 ccm	18 kW	25 PS	17:1	110 mm										
8020.01		1966→ 1971	D[AN]	2	1560 ccm	18 kW	25 PS	17:1	110 mm										
8025.01		1966→ 1971	D[AN]	2	1560 ccm	18 kW	25 PS	17:1	110 mm										
803.000		1966→ 1971	D[AN]	3	2340 ccm	28 kW	38 PS	17:1	110 mm										
8030.01		1966→ 1971	D[AN]	3	2340 ccm	33 kW	45 PS	17:1	110 mm										
8035.01.303		01.1968→12.1985	D[AN]	3	2338 ccm	28-35 kW	38-48 PS	17:1	110 mm										
804.000		1966→ 1971	D[AN]	4	3120 ccm	40 kW	54 PS	17:1	110 mm										
8040.01		1966→ 1971	D[AN]	4	3120 ccm	40-52 kW	54-70 PS	17:1	110 mm										
8045.01		1966→ 1971	D[AN]	4	3120 ccm	51 kW	70 PS	17:1	110 mm										
806.000		1966→ 1971	D[AN]	6	4678 ccm	66-81 kW	90-110 PS	17:1	110 mm										
8060.01		01.1960→12.1972	D[AN]	6	4678 ccm	66-81 kW	90-110 PS	17:1	110 mm										
8065.01.000		1966→	D[AN]	6	4678 ccm	66-81 kW	90-110 PS	17:1	110 mm										
2/3/4/6			001,P,CR,KV1	2.500	4.100														
95.00			023,P,STD	2.500	4.100														
			231,P,CR,STD	5.500	4.650														
			320-0453-000			95.00													
			320-0453-003			95.40													
Ø 100.00										70									
8025.02.001		1972→	D[AN]	2	1727 ccm	24 kW	32 PS	17:1	110 mm										
8025.02.004		01.1974→12.1976	D[AN]	2	1727 ccm	24 kW	32 PS	17:1	110 mm										
8025.02.304		01.1974→	D[AN]	2	1727 ccm	24 kW	32 PS	17:1	110 mm										
8025.02.311		01.1974→	D[AN]	2	1727 ccm	24 kW	32 PS	17:1	110 mm										
8030.02		01.1971→05.1979	D[AN]	3	2592 ccm	46 kW	62 PS	17:1	110 mm										
8035.02.201		06.1973→03.1982	D[AN]	3	2592 ccm	37 kW	50 PS	17:1	110 mm										
8035.02.202		1970→	D[AN]	3	2592 ccm	37 kW	50 PS	17:1	110 mm										
8035.02.210		11.1970→07.1978	D[AN]	3	2592 ccm	33 kW	45 PS	17:1	110 mm										
8035.02.212		04.1983→12.1984	D[AN]	3	2592 ccm	37 kW	50 PS	17:1	110 mm										
8035.02.261		11.1970→07.1978	D[AN]	3	2592 ccm	33 kW	45 PS	17:1	110 mm										
8035.02.265		07.1973→07.1978	D[AN]	3	2592 ccm	33 kW	45 PS	17:1	110 mm										
8035.02.276		02.1982→12.1984	D[AN]	3	2592 ccm	37 kW	50 PS	17:1	110 mm										
8035.02.300		1974→	D[AN]	3	2592 ccm	37 kW	50 PS	17:1	110 mm										
8035.02.302		06.1978→03.1982	D[AN]	3	2592 ccm	37-40 kW	50-54 PS	17:1	110 mm										
8035.02.310		1970→	D[AN]	3	2592 ccm	37 kW	50 PS	17:1	110 mm										
8035.02.312		03.1982→12.1983	D[AN]	3	2592 ccm	37 kW	50 PS	17:1	110 mm										
8035.02.350		01.1971→12.1982	D[AN]	3	2592 ccm	29 kW	39 PS	17:1	110 mm										
8035.02.353		01.1971→12.1982	D[AN]	3	2592 ccm	29 kW	39 PS	17:1	110 mm										
8035.02.355		01.1971→12.1982	D[AN]	3	2592 ccm	34 kW	46 PS	17:1	110 mm										
8035.02.356		1974→	D[AN]	3	2592 ccm	34 kW	46 PS	17:1	110 mm										
8035.02.361		11.1970→07.1978	D[AN]	3	2592 ccm	33 kW	45 PS	17:1	110 mm										
8035.02.365		11.1970→07.1978	D[AN]	3	2592 ccm	33 kW	45 PS	17:1	110 mm										
8035.02.376		1970→ 1972	D[AN]	3	2592 ccm	37-46 kW	59-62 PS	17:1	110 mm										
8040.02		01.1971→05.1979	D[AN]	4	3456 ccm	60 kW	82 PS	17:1	110 mm										
8040.02.041		08.1975→10.1982	D[AN]	4	3456 ccm	56 kW	76 PS	17:1	110 mm										
8040.02.267		01.1973→12.1990	D[AN]	4	3456 ccm	56 kW	76 PS	17:1	110 mm										
8040.02.300		09.1972→05.1979	D[AN]	4	3456 ccm	56 kW	76 PS	17:1	110 mm										
8040.02.360		09.1972→12.1990	D[AN]	4	3456 ccm	44 kW	60 PS	17:1	110 mm										
8040.02.367		01.1973→12.1990	D[AN]	4	3456 ccm	56 kW	76 PS	17:1	110 mm										
8045.02.200		10.1972→03.1982	D[AN]	4	3456 ccm	49 kW	66 PS	17:1	110 mm										
8045.02.211		01.1977→07.1982	D[AN]	4	3456 ccm	49 kW	66 PS	17:1	110 mm										
8045.02.270		07.1977→02.1984	D[AN]	4	3456 ccm	50 kW	68 PS	17:1	110 mm										
8045.02.276		06.1982→12.1984	D[AN]	4	3456 ccm	50 kW	68 PS	17:1	110 mm										
8045.02.354		06.1979→04.1985	D[AN]	4	3456 ccm	51 kW	69 PS	17:1	110 mm										
8045.02.356		01.1973→04.1985	D[AN]	4	3456 ccm	51 kW	69 PS	17:1	110 mm										
8045.02.358		01.1973→	D[AN]	4	3456 ccm	52 kW	70 PS	17:1	110 mm										
8045.02.359		01.1973→	D[AN]	4	3456 ccm	51 kW	69 PS	17:1	110 mm										
8045.02.370		1981→	D[AN]	4	3456 ccm	50 kW	68 PS	17:1	110 mm										
8045.02.376		06.1982→12.1984	D[AN]	4	3456 ccm	50 kW	68 PS	17:1	110 mm										
8060.02.000		02.1972→10.1982	D[AN]	6	5184 ccm	90 kW	122 PS	17:1	110 mm										



FIAT / IVECO

1	2	3	4	5	6	7	8	9	10
8060.02.001		09.1972→06.1986	D[AN]	6	5184 ccm	90 kW	122 PS	17:1	110 mm
8060.02.003		01.1983→06.1986	D[AN]	6	5184 ccm	90 kW	122 PS	17:1	110 mm
8060.02.070		06.1977→12.1982	D[AN]	6	5184 ccm	90 kW	122 PS	17:1	110 mm
8065.02.200		04.1975→12.1979	D[AN]	6	5184 ccm	74 kW	100 PS	17:1	110 mm
8065.02.217		1972→	D[AN]	6	5184 ccm	72 kW	98 PS	17:1	110 mm
2/3/4/6 100.00			001,IF,P,CR,KV1 023,P,STD 231,P,CR,STD 320-0101-000	2.500 2.500 5.500	4.200 4.200 4.650				
Ø 110.00									71
CN 3 D		1968→	D[AN]	3	3706 ccm	48kW	65 PS	17.4:1	130 mm
CN 3 I		01.1970→11.1979	D[AN]	3	3706 ccm	43kW	58 PS	17.4:1	130 mm
CO 3 C		01.1974→09.1985	D[AN]	4	4940 ccm	60kW	82 PS	16:1	130 mm
CO 3 D		1968→	D[AN]	4	4940 ccm	63kW	85 PS	16:1	130 mm
CO 3 I		01.1971→12.1977	D[AN]	4	4940 ccm	54kW	73 PS	16:1	130 mm
CO 3/80		04.1973→12.1979	D[AN]	4	4940 ccm	63kW	85 PS	16:1	130 mm
CP 3/80		1968→	D[AN]	4	4940 ccm	81kW	110 PS	16:1	130 mm
CP 3		1968→	D[AN]	6	7412 ccm	79-82 kW	107-112 PS	16:1	130 mm
CP 3 C		01.1971→12.1982	D[AN]	6	7412 ccm	88kW	120 PS	16:1	130 mm
CP 3 D		11.1975→12.1982	D[AN]	6	7412 ccm	107kW	145 PS	16:1	130 mm
CP 3 I		01.1970→12.1977	D[AN]	6	7412 ccm	85kW	115 PS	16:1	130 mm
CP 3/100		1968→	D[AN]	6	7412 ccm	75-97 kW	102-132 PS	16:1	130 mm
CP 3/32		02.1971→12.1973	D[AN]	6	7412 ccm	97kW	132 PS	16:1	130 mm
CP 3/42		02.1971→12.1973	D[AN]	6	7412 ccm	107kW	145 PS	17.4:1	130 mm
CP 3/42.300		02.1971→07.1984	D[AN]	6	7412 ccm	109kW	148 PS	16:1	130 mm
CP 3/43		02.1971→12.1973	D[AN]	6	7412 ccm	97kW	132 PS	16:1	130 mm
3/4/6 110.00			001,IF,P,CR,STD 001,P,STD 023,P,STD 231,P,CR,STD 320-0084-000	2.500 2.500 2.500 5.000	4.600 4.600 4.600 4.650				
Ø 110.00									72
CO 3/41		06.1973→12.1979	D[AN]	4	4562 ccm	66 kW	90 PS	17:1	120 mm
4 110.00			001,IF,P,CR,STD 001,P,STD 023,P,STD 231,P,CR,STD 320-0084-000	2.500 2.500 2.500 5.000	4.600 4.600 4.600 4.650				
Ø 110.00									73
CO 3/75		1968→	D[AN]	4	4562 ccm	66 kW	88 PS	17:1	120 mm
4 110.00			001,IF,P,CR,STD 001,P,STD 023,P,STD 231,P,CR,STD 032,P,STD 320-0549-000	2.500 2.500 2.500 5.000 5.000	4.600 4.600 4.600 4.650 4.600				
Ø 120.00									74
8460.21.002		09.1986→	D[A]	6	9498 ccm	177 kW	240 PS	16:1	140 mm
8460.21.010		09.1986→ 1989	D[A]	6	9498 ccm	176 kW	240 PS	16:1	140 mm
8460.21.102		09.1986→	D[A]	6	9498 ccm	192 kW	261 PS	16:1	140 mm
8460.21.406		1989→	D[A]	6	9498 ccm	191 kW	260 PS	16:1	140 mm
8460.21.601		06.1989→	D[A]	6	9498 ccm	191 kW	260 PS	16:1	140 mm
8465.21.002		1968→	D[A]	6	9498 ccm	186 kW	253 PS	16:1	140 mm
8465.21.004		01.1991→	D[A]	6	9498 ccm	184 kW	250 PS	16:1	140 mm
6 120.00			008,15°,P,CR,KV1 005,KI,P,STD 231,P,CR,STD 320-0044-000	3.500 3.000 5.000	5.000 5.000 4.950				
Ø 120.00									75



FIAT / IVECO

1	2	3	4	5	6	7	8	9	10
Ø 120.00									
8460.41.160		10.1991→	D[LA]	6	9498 ccm	235 kW	320 PS	15:1	140 mm
8460.41.320		1990→	D[LA]	6	9498 ccm	234 kW	318 PS	15:1	140 mm
8460.41.406		1990→	D[LA]	6	9498 ccm	254 kW	345 PS	15:1	140 mm
8460.41.721		01.1992→	D[LA]	6	9498 ccm	254 kW	345 PS	15:1	140 mm
8460.41.723		01.1992→	D[LA]	6	9498 ccm	254 kW	345 PS	15:1	140 mm
6 120.00			008,15°,P,CR,KV1 005,KI,P,STD 231,P,CR,STD	3.500 3.000 5.000	5.000 5.000 4.950				
320-0044-000						120.00			
Ø 120.00									
76									
8460.41C.3020 Euro 2		1996→	D[LA]	6	9498 ccm	221 kW	300 PS	16,8:1	140 mm
8460.41C.3094 Euro 2		1996→	D[LA]	6	9498 ccm	221 kW	300 PS	16,8:1	140 mm
8460.41L.5020 Euro 1		06.1992→	D[LA]	6	9498 ccm	276 kW	375 PS	17,8:1	140 mm
8460.41L.5360 Euro 1		06.1992→	D[LA]	6	9498 ccm	276 kW	375 PS	16,8:1	140 mm
6 120.00			008,15°,P,CR,KV1 005,KI,P,STD 231,P,CR,STD	3.500 3.000 5.000	5.000 5.000 4.950				
320-0044-000						120.00			
Ø 125.00									
77									
F3 AE 0681 B Euro 3		07.2000→	D[LA]	6	10308 ccm	294 kW	400 PS	17:1	140 mm
F3 AE 0681 D Euro 3		10.1999→	D[LA]	6	10308 ccm	316 kW	430 PS	17:1	140 mm
F3 AE 0681 E Euro 3		10.1999→	D[LA]	6	10308 ccm	287 kW	390 PS	17:1	140 mm
6 125.00	GL 133.5 KH 85.5 MT -87.8	50.00 101.00		3.500 3.000 4.000					
110-0905-000						125.00			
135.00									
78									
F3 BE 0681 A Euro 3		02.2002→	D[LA]	6	12882 ccm	397 kW	540 PS	16,5:1	150 mm
F3 BE 0681 B Euro 3		05.2001→11.2004	D[LA]	6	12882 ccm	353 kW	480 PS	16,5:1	150 mm
F3 BE 0681 C Euro 3		09.2000→11.2004	D[LA]	6	12882 ccm	324 kW	441 PS	16,5:1	150 mm
F3 BE 0681 CB Euro 3		01.2001→11.2004	D[LA]	6	12882 ccm	324 kW	441 PS	16,5:1	150 mm
F3 BE 0681 E Euro 3		02.2002→	D[LA]	6	12882 ccm	353 kW	480 PS	16,5:1	150 mm
F3 BE 0681 F Euro 3		03.2001→	D[LA]	6	12882 ccm	337 kW	460 PS	16,5:1	150 mm
F3 BE 0681 G Euro 3		01.2001→11.2004	D[LA]	6	12882 ccm	280 kW	381 PS	16,5:1	150 mm
6 135.00	GL 133.5 KH 85.5 MT -87.8	50.00 101.00		3.500 3.000 4.000					
110-0906-000						135.00			