







		<b>VOLVO</b>						
	B/D		Cyl.	ccm	kW	PS	Compr. Ratio	Pos.
2.5l / 2.5l 4V	B	83.000	5	-	-	-	-	<b>9</b>
3l 4V	B	83.000	6	-	-	-	-	<b>9</b>
B 10 E	B [C]	70.000	4	1108 ccm	33-35 kW	45-47 PS	8.5:1	<b>1</b>
B 13 E	B [C]	73.000	4	1289 ccm	42 kW	57 PS	8.5:1	<b>2</b>
B 14	B [C]	76.000	4	1397 ccm	46-51 kW	63-70 PS	9.3:1	<b>3</b>
B 14 E	B [C]	76.000	4	1397 ccm	46-53 kW	63-72 PS	9.25:1	<b>3</b>
B 172 K	B [C]	81.000	4	1709 ccm	59 kW	80 PS	10:1	<b>7</b>
B 18 K	B [C]	81.000	4	1721 ccm	60 kW	82 PS	9.5:1	<b>8</b>
B 18 KP	B [C]	81.000	4	1721 ccm	64 kW	87 PS	9.5:1	<b>8</b>
B 18 KPD	B [C]	81.000	4	1721 ccm	66 kW	90 PS	9.5:1	<b>8</b>
B 21	B	92.000	4	2127 ccm	71-114 kW	97-155 PS	-	<b>12</b>
B 27 A	B	88.000	6	2664 ccm	92 kW	125 PS	8.7:1	<b>11</b>
B 27 E	B	88.000	6	2664 ccm	103 kW	140 PS	8.7:1	<b>11</b>
D 16	D [AN]	78.000	4	1596 ccm	40 kW	54 PS	22.5:1	<b>6</b>
D 24	D [AN]	76.500	6	2383 ccm	60 kW	82 PS	23.5:1	<b>4</b>
D 24 TD	D [A]	76.500	6	2383 ccm	80 kW	109 PS	23:1	<b>5</b>
D 24 TIC	D [LA]	76.500	6	2383 ccm	95 kW	129 PS	23:1	<b>5</b>
D 4204 T	D [LA]	85.000	4	1998 ccm	100 kW	136 PS	18.5:1	<b>10</b>
D 70 A	D [AN]	104.775	6	6700 ccm	106 kW	144 PS	17:1	<b>13</b>
D 70 B	D [AN]	104.775	6	6700 ccm	110 kW	150 PS	17:1	<b>13</b>
MD 70 B	D [AN]	104.775	6	6700 ccm	110 kW	150 PS	17:1	<b>13</b>
TAD 120 BHC	D [A]	130.175	6	12000 ccm	225-273 kW	306-371 PS	14,2:1	<b>21</b>
TAD 1230 G	D [LA]	130.175	6	12130 ccm	294-349 kW	400-475 PS	16:1	<b>24</b>
TAD 1230 GE	D [LA]	130.175	6	12130 ccm	294 kW	400 PS	16:1	<b>24</b>
TAD 1230 P	D [LA]	130.175	6	12130 ccm	294-350 kW	400-476 PS	16:1	<b>24</b>
TAD 1231 GE Euro 1	D [LA]	130.175	6	12130 ccm	260-304 kW	354-413 PS	16:1	<b>24</b>
TAD 1232 GE Euro 1	D [LA]	130.175	6	12130 ccm	300-354 kW	408-481 PS	16:1	<b>24</b>
TAMD 120 A	D [IA]	130.175	6	12000 ccm	227-265 kW	308-360 PS	14,2:1	<b>21</b>
TAMD 120 AK	D [IA]	130.175	6	12000 ccm	227-265 kW	308-360 PS	14,2:1	<b>21</b>
TAMD 120 AK/B/BCC/C/E	D [LA]	130.175	6	12000 ccm	225-273 kW	308-371 PS	14,2:1	<b>18</b>
TAMD 120 B	D [IA]	130.175	6	12000 ccm	225-273 kW	308-371 PS	14,2:1	<b>21</b>
TAMD 120 BCC	D [IA]	130.175	6	12000 ccm	227-265 kW	308-360 PS	14,2:1	<b>21</b>
TAMD 120 C	D [IA]	130.175	6	12000 ccm	227-265 kW	308-360 PS	14,2:1	<b>21</b>
TAMD 120 D	D [IA]	130.175	6	12000 ccm	-	306-371 PS	13,3:1	<b>21</b>
TAMD 120 E	D [IA]	130.175	6	12000 ccm	227-265 kW	308-360 PS	14,2:1	<b>21</b>
TAMD 122 A	D [IA]	130.175	6	12000 ccm	247 kW	366 PS	15:1	<b>19</b>
TAMD 122 D	D [LA]	130.175	6	12000 ccm	318-340 kW	432-462 PS	14,2:1	<b>23</b>
TD 120 A	D [A]	130.175	6	12000 ccm	225-243 kW	306-330 PS	15:1	<b>22</b>
TD 120 C/D/E	D [IA]	130.175	6	12000 ccm	225-273 kW	306-371 PS	13,3:1	<b>21</b>
TD 120 F/FA/FB/FS/FTQ	D [LA]	130.175	6	12000 ccm	220-265 kW	299-360 PS	14,2:1	<b>18</b>
TD 120 G/GA	D [A]	130.175	6	12000 ccm	213-243 kW	290-330 PS	14,2:1	<b>18</b>
TD 121 CHC	D [AN]	130.175	6	12000 ccm	238 kW	324 PS	13,3:1	<b>21</b>
TD 121 F/FD/FE/FF/GG	D [LA]	130.175	6	12000 ccm	243-283 kW	330-385 PS	14,2:1	<b>18</b>
TD 121 FH/FK/GD	D [A]	130.175	6	12000 ccm	232-280 kW	315-361 PS	14,2:1	<b>18</b>
TD 121 GP	D [LA]	130.175	6	12000 ccm	243-283 kW	330-385 PS	16:1	<b>24</b>
TD 122 F	D [A]	130.175	6	12000 ccm	262 kW	356 PS	15:1	<b>20</b>
TD 122 F (USA)	D [LA]	130.175	6	12000 ccm	272 kW	370 PS	16:1	<b>20</b>
TD 122 FA	D [A]	130.175	6	12000 ccm	-	-	15:1	<b>19</b>
TD 122 FH	D [LA]	130.175	6	12000 ccm	262 kW	356 PS	16:1	<b>20</b>
TD 122 FK	D [IA]	130.175	6	12000 ccm	262-291 kW	356-395 PS	15:1	<b>19</b>
TD 122 FL	D [LA]	130.175	6	12000 ccm	272 kW	370 PS	16:1	<b>20</b>
TD 122 FR	D [IA]	130.175	6	12000 ccm	262-291 kW	356-395 PS	15:1	<b>19</b>





**VOLVO**

	B/D		Cyl.	ccm	kW	PS	Compr. Ratio	Pos.
TD 122 FS	D [IA]	130.175	6	12000 ccm	291 kW	395 PS	15:1	<b>19</b>
TD 122 GA	D [IA]	130.175	6	12000 ccm	262 kW	356 PS	15:1	<b>19</b>
TD 122 GB/KBE	D [LA]	130.175	6	12000 ccm	226-265 kW	308-360 PS	14.2:1	<b>18</b>
TD 70 A	D [A]	104.775	6	6700 ccm	136 kW	185 PS	15.5:1	<b>15</b>
TD 70 B	D [A]	104.775	6	6700 ccm	152 kW	207 PS	15.5:1	<b>15</b>
TD 70 C	D [A]	104.775	6	6700 ccm	152 kW	207 PS	15.5:1	<b>15</b>
TD 70 E	D [A]	104.775	6	6700 ccm	155 kW	210 PS	14.5:1	<b>14</b>
TD 70 ES	D [A]	104.775	6	6700 ccm	155-166 kW	210-225 PS	14.5:1	<b>14</b>
TD 70 F	D [A]	104.775	6	6730 ccm	162 Kw	220 PS	14,5:1	<b>16</b>
TD 70 FC	D [A]	104.775	6	6731 ccm	-	-	14,5:1	<b>16</b>
TD 70 FS	D [A]	104.775	6	6732 ccm	180 kW	245 PS	14,5:1	<b>16</b>
TD 70 FS	D [LA]	104.775	6	6700 ccm	180 kW	245 PS	15.5:1	<b>17</b>
TD 70 G	D [A]	104.775	6	6733 ccm	138-156 kW	188-212 PS	14,5:1	<b>16</b>
TD 70 GG	D [LA]	104.775	6	6734 ccm	100-140 kW	136-190 PS	14,5:1	<b>16</b>
TD 70 H	D [A]	104.775	6	6700 ccm	157 kW	213 PS	14.5:1	<b>14</b>
TD 70 HA	D [A]	104.775	6	6700 ccm	157 kW	213 PS	14.5:1	<b>14</b>
TD 71 A	D [LA]	104.775	6	6735 ccm	169 kW	230 PS	15.5:1	<b>16</b>
TD 71 ACE	D [LA]	104.775	6	6700 ccm	169 kW	230 PS	15.5:1	<b>17</b>
TD 71 AG	D [LA]	104.775	6	6700 ccm	169 kW	230 PS	15.5:1	<b>17</b>
TD 71 AGP	D [LA]	104.775	6	6700 ccm	169 kW	230 PS	15.5:1	<b>17</b>
TD 71 AP	D [LA]	104.775	6	6700 ccm	169 kW	230 PS	15.5:1	<b>17</b>
TD 71 APB	D [LA]	104.775	6	6700 ccm	169 kW	230 PS	15.5:1	<b>17</b>
TD 71 AW	D [LA]	104.775	6	6700 ccm	169 kW	230 PS	15.5:1	<b>17</b>
TD 71 FQ	D [LA]	104.775	6	6700 ccm	169 kW	230 PS	15.5:1	<b>17</b>
TD 71 FQK	D [LA]	104.775	6	6700 ccm	169 kW	230 PS	15.5:1	<b>17</b>
TD 71 FSQ	D [LA]	104.775	6	6700 ccm	180 kW	245 PS	15.5:1	<b>17</b>
TD 71 GE	D [A]	104.775	6	6736 ccm	-	-	15.5:1	<b>16</b>
TD 73 E	D [LA]	104.775	6	6700 ccm	169 kW	230 PS	15.5:1	<b>17</b>
TD 73 G	D [LA]	104.775	6	6700 ccm	169 kW	230 PS	15.5:1	<b>17</b>
TDF 71 F	D [LA]	104.775	6	6700 ccm	169 kW	230 PS	15.5:1	<b>17</b>
TID 121 B	D [LA]	130.175	6	12000 ccm	217-305 kW	295-415 PS	13,3:1	<b>23</b>
TID 121 FG	D [IA]	130.175	6	12000 ccm	-	-	13,3:1	<b>19</b>
TID 121 KG	D [LA]	130.175	6	12000 ccm	217-305 kW	295-415 PS	13,3:1	<b>23</b>
TID 121 KGP	D [LA]	130.175	6	12000 ccm	217-305 kW	295-415 PS	13,3:1	<b>23</b>
TID 121 KP	D [LA]	130.175	6	12000 ccm	217-305 kW	295-415 PS	13,3:1	<b>23</b>
TID 121 KPB	D [LA]	130.175	6	12000 ccm	217-305 kW	295-415 PS	13,3:1	<b>23</b>
TID 121 LG	D [LA]	130.175	6	12000 ccm	217-305 kW	295-415 PS	13,3:1	<b>23</b>
TID 121 LGP	D [LA]	130.175	6	12000 ccm	217-305 kW	295-415 PS	13,3:1	<b>23</b>
TID 121 LP	D [LA]	130.175	6	12000 ccm	217-305 kW	295-415 PS	13,3:1	<b>23</b>
TID 121 LPB	D [LA]	130.175	6	12000 ccm	217-305 kW	295-415 PS	13,3:1	<b>23</b>
TID 121 P	D [LA]	130.175	6	12000 ccm	217-305 kW	295-415 PS	13,3:1	<b>23</b>
TID 70 GG	D [A]	104.775	6	6737 ccm	116-154 kW	158-209 PS	14,5:1	<b>16</b>
TMD 120 A	D [A]	130.175	6	12000 ccm	243 kW	330 PS	15:1	<b>22</b>
TMD 121 A/C	D [LA]	130.175	6	12000 ccm	2436-283 kW	330-385 PS	14.2:1	<b>18</b>
TWD 1210 G Euro 1	D [LA]	130.175	6	12000 ccm	160-294 kW	218-400 PS	13,3:1	<b>23</b>





**VOLVO**

	YEAR		B/D	Pos.		YEAR		B/D	Pos.
242	-	B 21	B	12	F 716	1979 → 1985	TD 70 G	D	16
244	-	B 21	B	12	F 720	1979 → 1985	TD 70 F	D	16
245	-	B 21	B	12	F 720	1979 → 1985	TD 70 FS	D	16
262	-	B 27 E	B	11	F 720	1979 → 1985	TD 70 G	D	16
264	-	B 27 A	B	11	F 724	1979 → 1985	TD 70 F	D	16
264	-	B 27 E	B	11	F 724	1979 → 1985	TD 70 FS	D	16
265	-	B 27 E	B	11	F 724	1979 → 1985	TD 70 G	D	16
850	1992 → 1992	2.5l / 2.5l 4V	B	9	F 86	10.1974 → 08.1978	TD 70 E	D	14
960	10.1990 → 10.1990	3l 4V	B	9	F 86	10.1974 → 08.1978	TD 70 ES	D	14
3500	10.1965 → 09.1970	TD 70 A	D	15	F 86	10.1965 → 09.1970	TD 70 A	D	15
4500	1974 → 08.1978	TD 70 E	D	14	F 86	1971 → 09.1974	TD 70 B	D	15
4500	1974 →	TD 70 ES	D	14	F 86	10.1973 → 09.1974	TD 70 C	D	15
4500	12.1979 → 06.1986	TD 70 H	D	14	F 86 T	10.1974 → 08.1978	TD 70 E	D	14
5350	1979 → 1985	TD 70 F	D	16	F 86 T	10.1974 → 08.1978	TD 70 ES	D	14
5350	1979 → 1985	TD 70 FS	D	16	F 86 T	10.1965 → 05.1970	TD 70 A	D	15
5350	1979 → 1985	TD 70 G	D	16	F 86 T	08.1970 → 09.1974	TD 70 B	D	15
B 54	10.1965 → 03.1971	TD 70 A	D	15	F 87	09.1976 → 05.1978	TD 70 E	D	14
B 57	09.1975 → 12.1981	TD 70 E	D	14	F 87	09.1976 → 08.1978	TD 70 ES	D	14
B 57	1974 →	TD 70 ES	D	14	FB 86	10.1965 → 09.1970	TD 70 A	D	15
B 57	09.1978 → 12.1983	TD 70 H	D	14	FB 86	06.1970 → 12.1974	TD 70 B	D	15
B 57	08.1980 → 12.1983	TD 70 HA	D	14	FB 86	06.1970 → 12.1974	TD 70 C	D	15
B 57	10.1965 → 09.1970	TD 70 A	D	15	FB 86 T	10.1974 → 06.1978	TD 70 E	D	14
B 57	09.1978 → 1985	TD 70 F	D	16	FB 86 T	10.1974 → 05.1978	TD 70 ES	D	14
B 57	09.1978 → 1985	TD 70 FS	D	16	FB 86 T	10.1965 → 05.1970	TD 70 A	D	15
B 57	09.1978 → 1985	TD 70 G	D	16	FB 86 T	08.1970 → 09.1974	TD 70 B	D	15
B 57	00.1985 →	TD 71 A	D	16	FB 87 BFA	09.1976 → 05.1978	TD 70 ES	D	14
B 57 T	05.1976 → 12.1978	TD 70 E	D	14	L 48	01.1963 → 12.1964	TD 70 A	D	15
B 57 T	10.1965 → 09.1970	TD 70 A	D	15	N 7	11.1974 → 07.1978	TD 70 E	D	14
B 57 T	10.197 → 04.1976	TD 70 B	D	15	N 7	12.1974 → 07.1978	TD 70 ES	D	14
B 7 F	10.1983 → 12.1987	TD 70 H	D	14	N 7	10.1965 → 09.1970	TD 70 A	D	15
B 7 FA	10.1983 → 12.1987	TD 70 H	D	14	N 7	09.1972 → 10.1974	TD 70 B	D	15
B 715	01.1963 → 12.1964	TD 70 A	D	15	N 7	09.1972 → 10.1974	TD 70 C	D	15
BB 57	09.1978 → 01.1996	TD 70 H	D	14	N 7	09.1973 → 10.1978	TD 70 F	D	16
BB 57	06.1979 → 01.1996	TD 70 HA	D	14	N 7	1979 → 1985	TD 70 FS	D	16
BB 57	01.1965 → 12.197	TD 70 A	D	15	N 7	08.1978 → 11.1987	TD 70 G	D	16
BB 57 T	11.1975 → 12.1985	TD 70 E	D	14	N 725	1974 → 08.1978	TD 70 E	D	14
BB 57 T	10.197 → 10.1975	TD 70 B	D	15	N 725	1974 →	TD 70 ES	D	14
C30 2.0 TD 16V	09.2006 →	D 4204 T	D	10	N 86	10.1965 → 09.1970	TD 70 A	D	15
C70 2.0 TD 16V	09.2007 →	D 4204 T	D	10	N 86	08.1970 → 08.1973	TD 70 B	D	15
ENGINE	03.1983 →	TD 70 A	D	15	N 86	08.1970 → 08.1973	TD 70 C	D	15
ENGINE	12.197 → 12.1978	TD 70 B	D	15	N 86 T	10.1965 → 05.1970	TD 70 A	D	15
ENGINE	03.1983 → 06.1986	TD 70 G	D	16	N 86 T	08.1970 → 08.1973	TD 70 B	D	15
ENGINE	03.1983 → 06.1986	TD 70 GG	D	16	NB 86 T	08.1970 → 08.1973	TD 70 B	D	15
ENGINE	→	TD 71 GE	D	16	S40 2.0 TDI 16V	10.2003 →	D 4204 T	D	10
ENGINE	01.1986 → 09.1991	TID 70 GG	D	16	S80 2.0 TD 16V	09.2007 →	D 4204 T	D	10
F 7	08.1978 → 12.1985	TD 70 F	D	16	TF 86 DTC	1974 → 08.1978	TD 70 E	D	14
F 7	11.1984 → 05.1988	TD 70 FC	D	16	TF 86 DTC	1974 →	TD 70 ES	D	14
F 7	08.1978 → 05.1988	TD 70 FS	D	16	TF 86 T	1974 → 08.1978	TD 70 E	D	14
F 7	08.1978 → 05.1988	TD 70 G	D	16	TF 86 T	1974 →	TD 70 ES	D	14
F 7	1985 →	TD 71 A	D	16	V50 2.0 TDI 16V	02.2004 →	D 4204 T	D	10
F 716	1979 → 1985	TD 70 F	D	16	V70 II 2.0 TD 16V	09.2007 →	D 4204 T	D	10
F 716	1979 → 1985	TD 70 FS	D	16	240 2.4 D	08.1978 → 08.1993	D 24	D	4

**VOLVO**

	YEAR		B/D	Pos.		YEAR		B/D	Pos.
244 2.4 D	01.1979 → 01.1979	D 24	D	4	CH 230 T	1980 → 1984	TAMD 120 AK	D	21
245 2.4 D	04.1979 → 08.1993	D 24	D	4	CH 230 T	1980 → 1984	TAMD 120 B	D	21
340 1.4	08.1979 → 08.1985	B 14	B	3	CH 230 T	1980 → 1984	TAMD 120 BC	D	21
340 1.4	08.1979 → 08.1995	B 14 E	B	3	CH 230 T	1980 → 1984	TAMD 120 C	D	21
340 1.6 D	08.1984 → 07.1991	D 16	D	6	CH 230 T	1980 → 1984	TAMD 120 E	D	21
340 1.7	08.1985 → 07.1991	B 172 K	B	7	ENGINE	1988 →	TAMD 122 D	D	23
343 1.4	08.1976 → 08.1986	B 14 E	B	3	ENGINE	1988 →	TID 121 B	D	23
345 1.4	02.1976 → 02.1976	B 14 E	B	3	ENGINE	10.1987 →	TID 121 KG	D	23
360 1.6 D	08.1984 → 07.1991	D 16	D	6	ENGINE	10.1987 →	TID 121 KGP	D	23
360 1.7	08.1985 → 07.1991	B 172 K	B	7	ENGINE	10.1987 →	TID 121 KP	D	23
440 1.7	1988 → 1988	B 18 K	B	8	ENGINE	10.1987 →	TID 121 KPB	D	23
440 1.7	1988 → 1988	B 18 KP	B	8	ENGINE	01.1986 →	TID 121 LG	D	23
440 1.7	1988 → 1988	B 18 KPD	B	8	ENGINE	1988 →	TID 121 LGP	D	23
66 1.1	08.1975 → 08.1978	B 10 E	B	1	ENGINE	1988 →	TID 121 LP	D	23
67 1.1	08.1975 → 1981	B 13 E	B	2	ENGINE	1988 →	TID 121 LPB	D	23
740 2.4 D	04.1984 → 07.1992	D 24	D	4	ENGINE	1988 →	TID 121 P	D	23
740 2.4 TD	04.1987 → 07.1992	D 24 TD	D	5	ENGINE	09.1991 →	TWD 1210 G	D	23
760 2.4 D	01.1979 → 01.1979	D 24	D	4	ENGINE	01.1993 →	TAD 1230 G		24
760 2.4 TD	10.1982 → 10.1982	D 24 TD	D	5	ENGINE	01.1993 →	TAD 1230 GE		24
780 2.4 TD	08.1985 → 07.1991	D 24 TIC	D	5	ENGINE	02.1993 →	TAD 1230 P		24
940 2.4 TD	08.1994 → 08.1994	D 24 TIC	D	5	ENGINE	1993 →	TAD 1231 GE		24
960 2.4 TD	09.1991 → 09.1991	D 24 TIC	D	5	ENGINE	1993 →	TAD 1232 GE		24
B 57	10.1965 → 09.1970	D 70 A	D	13	ENGINE	1993 →	TD 121 GP		24
B 57	10.197 → 10.1978	D 70 B	D	13	F 12	1980 → 1984	TAMD 120	D	18
B 57	1985 → 1985	TD 71 ACE	D	17	F 12	10.1979 → 05.1988	TD 120 F	D	18
B 57	1985 → 1985	TD 71 AG	D	17	F 12	09.1979 → 05.1988	TD 120 FC	D	18
B 57	1985 → 1985	TD 71 AGP	D	17	F 12	09.1980 → 10.1984	TD 120 G	D	18
B 57	1985 → 1985	TD 71 AP	D	17	F 12	10.198 → 09.198	TD 120 GA	D	18
B 57	1985 → 1985	TD 71 APB	D	17	F 12	09.1979 → 05.1988	TD 121 F	D	18
B 57	1985 → 1985	TD 71 AW	D	17	F 12	10.1983 → 12.1994	TD 121 GD	D	18
B 57	1985 → 1985	TD 71 FQ	D	17	F 12	09.1979 → 12.1992	TD 122 FK	D	19
B 57	1985 → 1985	TD 71 FQK	D	17	F 12	05.1988 → 12.1994	TD 122 FR	D	19
B 57	1985 → 1985	TD 70 FS	D	17	F 12	08.1987 → 12.1994	TD 122 FS	D	19
B 57	1985 → 1985	TD 71 FSQ	D	17	F 12	1987 →	TD 122 GA	D	19
B 57	1985 → 1985	TD 73 E	D	17	F 12	08.1987 → 12.1994	TD 122 F	D	20
B 57	1985 → 1985	TD 73 G	D	17	F 12	'1977 →	TD 122 F (USA)	D	20
B 57	1985 → 1985	TDF 71 F	D	17	F 12	08.1987 → 12.1994	TD 122 FH	D	20
BB 57	1970 → 1975	D 70 B	D	13	F 12	08.1987 → 12.1994	TD 122 FL	D	20
CH 200	10.1979 → 1988	TD 120 F	D	18	F 12	'1980 → 1984	TAMD 120 A	D	21
CH 200	10.198 → 06.1986	TD 120 G	D	18	F 12	'1980 → 1984	TAMD 120 AK	D	21
CH 200	10.198 → 06.1986	TD 120 GA	D	18	F 12	'1980 → 1984	TAMD 120 B	D	21
CH 200	10.1979 → 1988	TD 121 F	D	18	F 12	'1980 → 1984	TAMD 120 BC	D	21
CH 230	06.1984 → 01.1987	TD 121 GD	D	18	F 12	'1980 → 1984	TAMD 120 C	D	21
CH 230	1977 → 1981	TAMD 120 A	D	21	F 12	'1980 → 1984	TAMD 120 E	D	21
CH 230	1977 → 1981	TD 120 A	D	22	F 12	08.1977 → 10.1984	TD 120 C	D	21
CH 230	1977 → 1981	TMD 120 A	D	22	F 12	08.1977 → 10.1984	TD 120 D	D	21
CH 230 T	1980 → 1984	TAMD 120	D	18	F 12	07.1980 → 10.1984	TD 120 E	D	21
CH 230 T	1980 → 1984	TD 120 F	D	18	F 12-320	08.1977 → 12.1986	TD 120 G	D	18
CH 230 T	1980 → 1984	TD 120 FC	D	18	F 12-320	08.1977 → 12.1986	TD 121 GD	D	18
CH 230 T	1980 → 1984	TD 120 G	D	18	F 12-330	08.1977 → 12.1986	TD 120 G	D	18
CH 230 T	1980 → 1984	TD 120 GA	D	18	F 12-330	08.1977 → 12.1986	TD 121 GD	D	18
CH 230 T	1980 → 1984	TAMD 120 A	D	21	F 12-360	01.1988 → 12.1994	TD 122 F	D	20

**VOLVO**

	YEAR		B/D	Pos.		YEAR		B/D	Pos.
F 12-360	01.1988 → 12.1994	TD 122 FH	D	20	F 7	1985 → 1985	TD 70 FS	D	17
F 12-370	08.1977 → 12.1987	TD 121 F	D	18	F 7	1985 → 1985	TD 71 FSQ	D	17
F 12-370	01.1988 → 12.199	TD 122 F	D	20	F 7	1985 → 1985	TD 73 E	D	17
F 12-370	01.1988 → 12.199	TD 122 FH	D	20	F 7	1985 → 1985	TD 73 G	D	17
F 12-38	1977 → 1980	TD 120 D	D	21	F 86	10.1965 → 05.1970	D 70 A	D	13
F 12-38	1977 → 1980	TD 120 E	D	21	F 86	06.1970 → 12.1974	D 70 B	D	13
F 12-38	1977 → 1980	TAMD 120 B	D	21	F 89	10.197 → 06.1977	TD 120 A	D	22
F 12-38	1977 → 1980	TD 120 C	D	21	F 89 T	10.197 → 06.1977	TD 120 A	D	22
F 12-400	01.1988 → 12.1994	TD 122 FS	D	19	FB 86	06.1970 → 12.1974	D 70 B	D	13
F 12-400	01.1988 → 12.1994	TD 122 FL	D	20	FB 86	10.1965 → 05.1970	D 70 A	D	13
F 12-410	12.199 → 12.1994	TD 122 FS	D	19	FS 10	1987 →	TD 122 FK	D	19
F 12-410	12.199 → 12.1994	TD 122 FL	D	20	FS 10	1987 →	TD 122 FR	D	19
F 12-46	1977 → 1980	TAMD 120 B	D	21	FS 10	1987 →	TD 122 FS	D	19
F 12-46	1977 → 1980	TD 120 C	D	21	FS 12	1987 →	TD 122 FS	D	19
F 12-46	1977 → 1980	TD 120 D	D	21	G 89 T	10.1971 → 06.1977	TD 120 A	D	22
F 12-46	1977 → 1980	TD 120 E	D	21	L 180 K	1987 →	TD 122 GA	D	19
F 12-49	1977 → 1980	TAMD 120 B	D	21	L 180 K	'1987 →	TD 122 F	D	20
F 12-49	1977 → 1980	TD 120 C	D	21	N 10	10.198 → 06.1986	TD 120 G	D	18
F 12-49	1977 → 1980	TD 120 D	D	21	N 10	10.198 → 06.1986	TD 120 GA	D	18
F 12-49	1977 → 1980	TD 120 E	D	21	N 12	10.198 → 06.1986	TD 120 G	D	18
F 12-52	1977 → 1980	TAMD 120 B	D	21	N 12	10.198 → 06.1986	TD 120 GA	D	18
F 12-52	1977 → 1980	TD 120 C	D	21	N 12	09.1986 →	TD 121 F	D	18
F 12-52	1977 → 1980	TD 120 D	D	21	N 12	09.1983 →	TD 121 GD	D	18
F 12-52	1977 → 1980	TD 120 E	D	21	N 12	1984 → 1988	TMD 121 C	D	18
F 12-59	1977 → 1980	TAMD 120 B	D	21	N 12	1977 → 1981	TAMD 120 A	D	21
F 12-59	1977 → 1980	TD 120 C	D	21	N 12	10.1978 → 03.1984	TD 120 E	D	21
F 12-59	1977 → 1980	TD 120 D	D	21	N 12	09.1973 → 03.1984	TD 120 A	D	22
F 12-59	1977 → 1980	TD 120 E	D	21	N 12	1977 → 1981	TMD 120 A	D	22
F 7	1985 → 1985	TD 71 ACE	D	17	N 86	10.1965 → 05.1970	D 70 A	D	13
F 7	1985 → 1985	TD 71 AG	D	17	N 86	1971 → 1975	D 70 B	D	13
F 7	1985 → 1985	TD 71 AGP	D	17	NB 86	08.1965 → 12.197	D 70 A	D	13
F 7	1985 → 1985	TD 71 AP	D	17	NL 12 360	12.1992 →	TD 122 F	D	20
F 7	1985 → 1985	TD 71 APB	D	17	NL 12 380	10.1989 →	TD 122 F	D	20
F 7	1985 → 1985	TD 71 AW	D	17	NL 12 400	06.1989 →	TD 122 FS	D	19
F 7	1985 → 1985	TD 71 FQ	D	17	NL 12 410	12.1992 →	TD 122 FR	D	19
F 7	1985 → 1985	TD 71 FQK	D	17	White GMC (USA)	-	TD 122 F	D	20



**VOLVO**

1	2	3	4	5	6	7	8	9	10
<b>O 70.00</b>									
B 10 E	08.1975→08.1978		B[C]	4	1108 ccm	33-35 kW	45-47 PS	8.5:1	<b>1</b>
4 70.00			001,IF,P,CR,KV1 006,P,STD 032,P,STD	1.750 2.000 3.500	3.050 3.050 2.950				72mm
			<b>320-0263-000</b>			<b>70.000</b>			
4 70.00			001,IF,P,CR,KV1 026,P,STD 231,P,CR,STD	1.750 2.000 3.500	3.050 3.050 3.850				
			<b>320-0411-000</b>			<b>70.000</b>			
<b>O 73.00</b>									
B 13 E	08.1975→1981		B[C]	4	1289 ccm	42 kW	57 PS	8.5:1	<b>2</b>
4 73.00			001,IF,P,CR,KV1 026,P,STD 231,P,CR,STD	1.750 2.000 4.000	3.200 3.200 3.850				76.5mm
			<b>320-0409-000</b>			<b>73.000</b>			
<b>O 76.00</b>									
B 14 E	08.1979→08.1985		B[C]	4	1397 ccm	46-51 kW	63-70 PS	9.3:1	<b>3</b>
B 14 OE	02.1976→		B[C]	4	1397 ccm	46-53 kW	63-72 PS	9.25:1	77 mm
4 76.00			001,IF,P,CR,KV1 026,P,STD 231,CR,P,STD	1.750 2.000 4.000	3.200 3.200 3.850				77 mm
			<b>320-0410-000</b>			<b>76.00</b>			
<b>O 76.50</b>									
D 24	08.1978→		D[AN]	6	2383 ccm	60 kW	82 PS	23.5:1	<b>4</b>
6 76.50	GL 71.7 KH 41.7 VT -1.6	24.0 64.0	001,IF,CR,KV1 005,IF,P,STD 231,P,CR,STD	1.750 2.000 3.000	3.200 3.200 3.750				
	RTK RK P, G								
<b>110-0058-000</b>		<b>210-0058-000</b>	<b>320-0058-000</b>			<b>76.500</b>		<b>510-0058-000</b>	
<b>110-0058-001</b>		<b>210-0058-000</b>	<b>320-0058-001</b>			<b>77.000</b>		<b>510-0058-001</b>	
<b>110-0058-002</b>		<b>210-0058-000</b>	<b>320-0058-002</b>			<b>77.500</b>		<b>510-0058-002</b>	
6 76.50	GL 71.7 KH 41.45 VT -1.6 RTK RK HKU P, G	24.0 64.0	001,IF,CR,KV1 005,IF,P,STD 231,P,CR,STD	1.750 2.000 3.000	3.200 3.200 3.750				
<b>110-0058-011</b>		<b>210-0058-000</b>	<b>320-0058-001</b>			<b>77.000</b>		<b>510-0058-011</b>	
<b>110-0058-012</b>		<b>210-0058-000</b>	<b>320-0058-002</b>			<b>77.500</b>		<b>510-0058-012</b>	



**VOLVO**

1	2	3	4	5	6	7	8	9	10								
<b>O 76.50</b>																	
D 24 T		10.1982→10.1998		D [LA]		6		2383 ccm		80-90 kW		109-122 PS		23:1		86.4 mm	
D 24 TIC		10.1982→		D [LA]		6		2383 ccm		80-90 kW		109-122 PS		23:1		86.4 mm	
4/6 76.50	GL 71.7 KH 41.7 VT -1.6 RTK RK Lox P,G	24.0 64.0	001,IF,P,CR,KV1 005,IF,P,STD 231,P,CR,STD	1.750 2.000 3.000	3.200 3.200 3.750												
<b>110-0423-000</b>		<b>210-0058-000</b>		<b>320-0058-000</b>		<b>76.50</b>		<b>510-0423-000</b>									
4/6 76.50	GL 71.7 KH 41.45 VT -1.6 RTK RK Lox HKU P,G	24.0 64.0	001,IF,P,CR,KV1 005,IF,P,STD 231,P,CR,STD	1.750 2.000 3.000	3.200 3.200 3.750												
<b>110-0423-011</b>		<b>210-0058-000</b>		<b>320-0058-001</b>		<b>77.00</b>		<b>510-0423-011</b>									
<b>110-0423-012</b>		<b>210-0058-000</b>		<b>320-0058-002</b>		<b>77.50</b>		<b>510-0423-012</b>									
4/5 76.50	GL 71.7 KH 41.7 VT -1.6 RTK RK Lox P	24.0 64.0	001,IF,P,CR,KV1 005,IF,P,STD 231,P,CR,STD	1.750 2.000 3.000	3.200 3.200 3.750												
<b>110-0936-000</b>		<b>210-0058-000</b>		<b>320-0058-000</b>		<b>76.50</b>		<b>510-0936-000</b>									
4/5 77.00	GL 71.7 KH 41.45 VT -1.6 RTK RK Lox HKU P	24.0 64.0	001,IF,P,CR,KV1 005,IF,P,STD 231,P,CR,STD	1.750 2.000 3.000	3.200 3.200 3.750												
<b>110-0936-011</b>		<b>210-0058-000</b>		<b>320-0058-001</b>		<b>77.00</b>		<b>510-0936-011</b>									
<b>110-0936-012</b>		<b>210-0058-000</b>		<b>320-0058-002</b>		<b>77.50</b>		<b>510-0936-012</b>									
<b>O 78.00</b>																	
D 16		01.1986→		D[AN]		4		1596 ccm		40 kW		54 PS		22.5:1		83.5mm	
4 78.00			001,P,CR,STD 005,P,STD 231,CR,STD	2.000 2.000 3.000	3.300 3.300 3.750												
				<b>320-0327-000</b>		<b>78.000</b>											
<b>O 81.00</b>																	
B 172 K		08.1985→07.1991		B[C]		4		1709 ccm		59 kW		80 PS		10:1		82.9mm	
4 81.00			001,IF,P,CR,KV1 026,STD 231,P,CR,STD.	1.750 2.000 3.000	3.350 3.350 3.750												
				<b>320-0564-000</b>		<b>81.000</b>											
				<b>320-0564-002</b>		<b>81.500</b>											



**VOLVO**


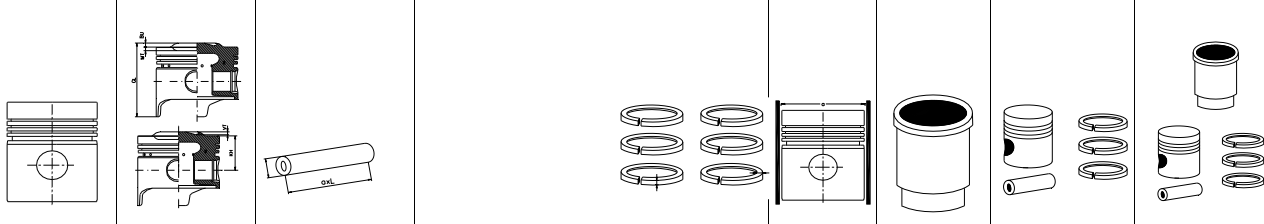
1	2	3	4	5	6	7	8	9	10
<b>O 81.00</b>									<b>8</b>
B 18 K		1988→	B [C]	4	1721 ccm	60 kW	82 PS	9.5:1	83.5mm
B 18 KP		1988→	B [C]	4	1721 ccm	64 kW	87 PS	9.5:1	83.5mm
B 18 KPD		1988→	B [C]	4	1721 ccm	66 kW	90 PS	9.5:1	83.5mm
4			001,IF,P,CR,KV1	1.750	3.350				
81.00			026,STD	2.000	3.350				
			231,P,CR,STD	3.000	3.750				
			<b>320-0564-000</b>			<b>81.000</b>			
			<b>320-0564-002</b>			<b>81.500</b>			
<b>O 83.00</b>									<b>9</b>
2.5l / 2.5l 4V		1992→	B	5					
3l 4V		10.1990→	B	6					
5/6			001,P,CR,KV1	1.500	3.450				
83.00			023,P,STD	1.750	3.450				
			231,P,CR,STD	3.000	3.750				
			<b>320-0538-001</b>			<b>83.000</b>			
<b>O 85.00</b>									<b>10</b>
D 4204 T		10.2003→	D[LA]	4	1998 ccm	100 kW	136 PS	18.5:1	88 mm
4	GL 80.705	28		3.500					
85.00	KH 46.705	70		2.000					
	MT -15.4			3.000					
	VT1 -0.52								
	RTK								
	KKK								
	G								
						<b>85.00</b>	-	-	-
<b>110-0947-000</b>		-	-			<b>85.60</b>	-	-	-
<b>110-0947-001</b>		-	-				-	-	-
<b>O 88.00</b>									<b>11</b>
B 27 A			B	6	2664 ccm	92 kW	125 PS	8.7:1	
B 27 E			B	6	2664 ccm	103 kW	140 PS	8.7:1	
6			001,CR,KV1	1.500	3.300				
88.00			005,STD	2.000	3.700				
			231,CR,STD	4.000	4.150				
			<b>320-0009-000</b>			<b>88.000</b>			
<b>O 92.00</b>									<b>12</b>
B 21			B	4	2127 ccm	71-114 kW	97-155 PS		
4			001,P,CR,KV1	2.000	3.850				
92.00			026,P,STD	2.000	3.900				
			231,P,CR,STD	4.000	4.250				
			<b>320-0505-000</b>			<b>92.00</b>			





**VOLVO**

1		2		3		4		5		6		7		8		9		10		
<b>O 104.775</b>																			<b>13</b>	
D 70 A		01.1965→12.1970		D [AN]		6		6700 ccm		106-110 kW		144 PS		17:1		130 mm				
D 70 B		10.1970→06.1979		D [AN]		6		6700 ccm		110 kW		150 PS		17:1		130 mm				
MD 70 B		12.1970→07.1979		D [AN]		6		6700 ccm		110 kW		150 PS		17:1		130 mm				
6 104.775						001,IF,P,CR,STD		2.375		4.850										
						005,P,STD		3.160		4.300										
						005,P,STD		3.160		4.300										
						031,P,STD		4.740		4.300										
						031,P,STD		4.740		4.300										
						<b>320-0336-000</b>				<b>104.775</b>										
<b>O 104.775</b>																			<b>14</b>	
TD 70 ES		1974→08.1978		D [A]		6		6700 ccm		155-166 kW		210-225 PS		14.5:1		130 mm				
TD 70 E		1974→12.1981		D [A]		6		6700 ccm		155 kW		210 PS		14.5:1		130 mm				
TD 70 H		09.1978→12.1987		D [A]		6		6700 ccm		157 kW		213 PS		14.5:1		130 mm				
TD 70 HA		06.1979→01.1996		D [A]		6		6700 ccm		157 kW		2135 PS		14.5:1		130 mm				
6 104.775						001,IF,P,CR,STD		2.375		4.850										
						005,P,STD		3.160		4.300										
						005,P,STD		3.160		4.300										
						231,P,CR,STD		4.747		4.400										
						<b>320-0338-000</b>				<b>104.775</b>										
<b>O 104.775</b>																			<b>15</b>	
TD 70 A		01.1963→03.1971		D [A]		6		6700 ccm		136 kW		185 PS		15.5:1		130 mm				
TD 70 B		06.1970→12.1978		D [A]		6		6700 ccm		152 kW		207 PS		15.5:1		130 mm				
TD 70 C		06.1970→12.1974		D [A]		6		6700 ccm		152 kW		207 PS		15.5:1		130 mm				
6 104.775						001,IF,P,CR,STD		2.375		4.850										
						005,P,STD		3.160		4.300										
						005,P,STD		3.160		4.300										
						031,P,STD		4.740		4.300										
						031,P,STD		4.740		4.300										
						<b>320-0336-000</b>				<b>104.775</b>										
6 104.775						001,IF,P,CR,STD		2.375		4.850										
						005,P,STD		3.160		4.300										
						005,P,STD		3.160		4.300										
						231,P,CR,STD		4.747		4.400										
						031,P,STD		4.740		4.300										
						<b>320-0337-000</b>				<b>104.775</b>										
<b>O 104.775</b>																			<b>16</b>	
TD 70 F,FC,FS,G		09.1973→05.1988		D [A]		6		6700 ccm		137-180 kW		186-245 PS		14.5:1		130 mm				
TD 71 GE				D [LA]		6		6700 ccm		157 kW		213 PS		14.5:1		130 mm				
TD 71 A		1985→		D [LA]		6		6700 ccm		169 kW		230 PS		15.5:1		130 mm				
6 104.775						001,IF,P,CR,STD		2.375		4.850										
						005,P,STD		3.160		4.300										
						005,P,STD		3.160		4.300										
						231,P,CR,STD		4.747		4.400										
						<b>320-0338-000</b>				<b>104.775</b>										

 <span style="float: right;"><b>VOLVO</b></span>									
1	2	3	4	5	6	7	8	9	10
									
<b>O 104.775</b>									
<b>17</b>									
TD 71 ACE		1985→	D [LA]	6	6700 ccm	169 kW	230 PS	15.5:1	
TD 71 AG		1985→	D [LA]	6	6700 ccm	169 kW	230 PS	15.5:1	
TD 71 AGP		1985→	D [LA]	6	6700 ccm	169 kW	230 PS	15.5:1	
TD 71 AP		1985→	D [LA]	6	6700 ccm	169 kW	230 PS	15.5:1	
TD 71 APB		1985→	D [LA]	6	6700 ccm	169 kW	230 PS	15.5:1	
TD 71 AW		1985→	D [LA]	6	6700 ccm	169 kW	230 PS	15.5:1	
TD 71 FQ		1985→	D [LA]	6	6700 ccm	169 kW	230 PS	15.5:1	
TD 71 FQK		1985→	D [LA]	6	6700 ccm	169 kW	230 PS	15.5:1	
TD 70 FS		1985→	D [LA]	6	6700 ccm	180 kW	245 PS	15.5:1	
TD 71 FSQ		1985→	D [LA]	6	6700 ccm	180 kW	245 PS	15.5:1	
TD 73 E		1985→	D [LA]	6	6700 ccm	169 kW	230 PS	15.5:1	
TD 73 G		1985→	D [LA]	6	6700 ccm	169 kW	230 PS	15.5:1	
TDF 71 F		1985→	D [LA]	6	6700 ccm	169 kW	230 PS	15.5:1	
6			001,IF,P,CR,STD	2.375	4.850				
104.775			005,P,STD	3.160	4.300				
			231,P,CR,STD	4.747	4.400				
			<b>320-0339-000</b>			<b>104.775</b>			
<b>O 130.175</b>									
<b>18</b>									
TAMD120 AK/B/BCC/C/E		1980→1984	D [LA]	6	12000 ccm	225-273 kW	308-371 PS	14.2:1	150mm
TD 120 F/FA/FB/FS/FTQ		09.1979→12.1994	D [LA]	6	12000 ccm	220-265 kW	299-360 PS	14.2:1	150mm
TD 120 G/GA		1980→06.1986	D [A]	6	12000 ccm	213-243 kW	290-330 PS	14.2:1	150mm
TD 121 F/FD/FE/FF/GG		10.1979→01.1998	D [LA]	6	12000 ccm	243-283 kW	330-385 PS	14.2:1	150mm
TD 121 FH/FK/GD		09.1983→12.1994	D [A]	6	12000 ccm	232-280 kW	315-361 PS	14.2:1	150mm
TD 122 GB/KBE		1980→1984	D [LA]	6	12000 ccm	226-265 Kw	308-360 PS	14.2:1	150mm
TMD 121 A/C		1984→1988	D [LA]	6	12000 ccm	2436-283 Kw	330-385 PS	14.2:1	150mm
6	GL 175.2	55.00		2.385					
130.175	KH 114.2	114.00		3.160					
	MT -27.9			4.747					
	VT1 -2.6								
	RTK								
	G								
<b>110-0914-000</b>		<b>210-0914-000</b>		-		<b>130.175</b>		<b>520-0914-000</b>	
<b>O 130.175</b>									
<b>19</b>									
TAMD 122 A			D [IA]	6	12000 ccm	247 kW	366 PS	15:01	150mm
TD 122 FA			D [A]	6	12000 ccm			15:01	150mm
TD 122 FK		09.1979→	D [IA]	6	12000 ccm	262-291 kW	356-395 PS	15:01	150mm
TD 122 FR		1987→	D [IA]	6	12000 ccm	262-291 kW	356-395 PS	15:01	150mm
TD 122 FS			D [IA]	6	12000 ccm	291 kW	395 PS	15:01	150mm
TD 122 GA		1987→	D [IA]	6	12000 ccm	262 kW	356 PS	15:01	150mm
TID 121 FG		10.1970→03.1984	D [IA]	6	12000 ccm			13,3:1	150mm
6	GL 175.2	55.00		2.385					
130.175	KH 114.2	114.00		3.160					
	MT -25.4			4.747					
	VT1 -2.6								
	RTK								
	G								
<b>110-0915-000</b>		<b>210-0914-000</b>		-		<b>130.175</b>		<b>520-0915-000</b>	



**VOLVO**

1	2	3	4	5	6	7	8	9	10
<b>O 130.175</b>									<b>20</b>
TD 122 F		1987→	D [A]	6	12000 ccm	262 kW	356 PS	15:01	150mm
TD 122 F (USA)			D [LA]	6	12000 ccm	272 kW	370 PS	16:01	150mm
TD 122 FH		08.1987→12.1994	D [LA]	6	12000 ccm	262 kW	356 PS	16:01	150mm
TD 122 FL		08.1987→12.1994	D [LA]	6	12000 ccm	272 kW	370 PS	16:01	150mm
6 130.175 	GL 175.2 KH 114.2 MT -24.12 VT1 -2.6  RTK G	55.00 114.00		2.385 3.160 4.747					
<b>110-0917-000</b>		<b>210-0914-000</b>		-		<b>130.175</b>		<b>520-0917-000</b>	
<b>O 130.175</b>									<b>21</b>
TAMD 120 A		1977→1984	D [IA]	6	12000 ccm	227-265 kW	308-360 PS	14,2:1	150mm
TAMD 120 D			D [IA]	6	12000 ccm		306-371 PS	13,3:1	150mm
TAMD 120 AK		1980→1984	D [IA]	6	12000 ccm	227-265 kW	308-360 PS	14,2:1	150mm
TAMD 120 B		1977→1984	D [IA]	6	12000 ccm	225-273 kW	308-371 PS	14,2:1	150mm
TAMD 120 BCC		1980→1984	D [IA]	6	12000 ccm	227-265 kW	308-360 PS	14,2:1	150mm
TAMD 120 C		1980→1984	D [IA]	6	12000 ccm	227-265 kW	308-360 PS	14,2:1	150mm
TAMD 120 E		1980→1984	D [IA]	6	12000 ccm	227-265 kW	308-360 PS	14,2:1	150mm
TAD 120 BHC		1977→1980	D [A]	6	12000 ccm	225-273 kW	306-371 PS	14,2:1	150mm
TD 121 CHC		1977→1984	D [AN]	6	12000 ccm	238 kW	324 PS	13,3:1	150mm
TD 120 C/D/E		1977→10.1984	D [IA]	6	12000 ccm	225-273 kW	306-371 PS	13,3:1	150mm
6 130.175 	GL 175.2 KH 114.2 MT -27.1 VT1 -2.6  RTK G	55.00 114.00		2.385 3.160 4.747					
<b>110-0916-000</b>		<b>210-0914-000</b>		-		<b>130.175</b>		<b>520-0916-000</b>	
<b>O 130.175</b>									<b>22</b>
TD 120 A		10.1970→03.1984	D [A]	6	12000 ccm	225-243 kW	306-330 PS	15:1	150mm
TMD 120 A		10.1970→03.1984	D [A]	6	12000 ccm	243 kW	330 PS	15:1	150mm
6 130.175 	GL 175.2 KH 114.2 MT -31.55 VT1 -1.9  RTK G	55.00 114.00		2.385 3.160 4.747					
<b>110-0918-000</b>		<b>210-0914-000</b>		-		<b>130.175</b>		<b>520-0918-000</b>	



**VOLVO**

1	2	3	4	5	6	7	8	9	10
<b>O 130.175</b>									<b>23</b>
TAMD 122D	1988→	D [IA]	6	12000 ccm					150mm
TID 121 B,KG,KGP,KP,KPB	1988→	D [IA]	6	12000 ccm	217-305 kW	295-415 PS	13.1:1		150mm
TID 121 LG,LGP,LP,LPB,P	1988→	D [IA]	6	12000 ccm	217-305 kW	295-415 PS	13.1:1		150mm
TWD 1210 G	1988→	D [IA]	6	12000 ccm	217-305 kW	295-415 PS	13.1:1		150mm
6 130.175	GL 175.2 KH 114.2 MT -27.1 VT1 -2.5  RTK G	55.00 114.00		3.500 3.160 4.747					
<b>110-0919-000</b>		<b>210-0914-000</b>		-		<b>130.175</b>		<b>520-0919-000</b>	
<b>O 130.175</b>									<b>24</b>
TAD 1230 G,GE,P	1993→	D [IA]	6	12130 ccm	2294 kW	400 PS	16.1:1		150mm
TAD 1231 GE	1993→	D [IA]	6	12130 ccm	2294 kW	400 PS	16.1:1		150mm
TAD 1232 GE	1993→	D [IA]	6	12130 ccm	2294 kW	400 PS	16.1:1		150mm
TD 121 G	1993→	D [IA]	6	12130 ccm	2294 kW	400 PS	16.1:1		150mm
6 130.175	GL 172.2 KH 114.2 MT -26.0 VT1 -2.5  RTK G	55.00 114.00		3.500 3.160 4.747					
<b>110-0920-000</b>		<b>210-0914-000</b>		-		<b>130.175</b>		<b>520-0920-000</b>	