







**RENAULT**

	B/D		Cyl.	ccm	kW	PS	Compr. Ratio	Pos.
1	2	3	4	5	6	7	8	9
688.01	B	70.00	4	1108 ccm	25 kW	34 PS	8.3:1	1
688.02	B	70.00	4	1108 ccm	39 kW	53 PS	9.5:1	1
688.06	B	70.00	4	1108 ccm	26 kW	35 PS	9.5:1	1
688.09	B	70.00	4	1108 ccm	26 kW	35 PS	9.5:1	1
688.10	B	70.00	4	1108 ccm	26 kW	35 PS	9.5:1	1
688.11	B	70.00	4	1108 ccm	25 kW	34 PS	8.3:1	1
688.12	B	70.00	4	1108 ccm	25 kW	34 PS	9.5:1	1
688.13	B	70.00	4	1108 ccm	33 kW	45 PS	8.5:1	1
804.00	B	70.00	4	1108 ccm	32 kW	44 PS	8.5:1	1
810.02	B	73.00	4	1289 ccm	36 kW	49 PS	8.5:1	2
810.03	B	73.00	4	1289 ccm	29 kW	40 PS	8:1	2
810.05	B	73.00	4	1289 ccm	44 kW	60 PS	8.5:1	2
810.10	B	73.00	4	1289 ccm	44 kW	60 PS	9.5:1	2
810.19	B	73.00	4	1289 ccm	33 kW	45 PS	8.2:1	2
810.25	B	73.00	4	1289 ccm	47 kW	64 PS	9.5:1	2
810.26	B	73.00	4	1289 ccm	31 kW	42 PS	9.5:1	2
810.29	B	73.00	4	1289 ccm	40 kW	54 PS	9.6:1	2
821.00	B[C]	77.00	4	1565 ccm	-	-	8.6:1	8
829.00	B[C]	88.00	4	1995 ccm	76 kW	104 PS	9.2:1	18
829.01	B[C]	88.00	4	1995 ccm	76 kW	104 PS	9.2:1	18
829.702	B[C]	88.00	4	1995 ccm	80 kW	109 PS	9.2:1	18
841.25	B[C]	79.00	4	1647 ccm	53-54 kW	72-74 PS	9.3:1	11
841.26	B[C]	79.00	4	1647 ccm	70 kW	96 PS	9.3:1	11
841.725	B[C]	79.00	4	1647 ccm	58 kW	79 PS	9.3:1	11
847.20	B[C]	76.00	4	1397 ccm	40 kW	54 PS	9.25:1	6
129-5/XZ7R	B	75.00	4	1218 ccm	42 kW	57 PS	9.3:1	3
150-X5J	B	75.00	4	1360 ccm	52 kW	71 PS	9.3:1	3
8 U 8140	D[AN]	93.00	4	2445 ccm	49 kW	72 PS	22:1	21
807 03/04/05/06	B[C]	77.00	4	1565 ccm			8.6:1	8
807 10/11	B[C]	77.00	4	1565 ccm			9.2:1	8
810...	B	73.00	4	1289 ccm	36-44 kW	49-60 PS	8.5:1	2
810-01	B	73.00	4	1289 ccm	26 kW	33 PS	8.5:1	2
8140. 68 U	D[AN]	93.00	4	2445 ccm	53 kW	72 PS	22:1	21
8140.58 U	D[AN]	93.00	4	2445 ccm	53 kW	72 PS	22:1	21
8140.61.200	D[AN]	93.00	4	2445 ccm	53 kW	72 PS	22:1	21
8140.61.2300	D[AN]	93.00	4	2445 ccm	53 kW	72 PS	22:1	21
8140.67.2500	D[AN]	93.00	4	2499 ccm	55 kW	75 PS	22:1	22
8140.67.2580	D[AN]	93.00	4	2499 ccm	55 kW	75 PS	18.5:1	23
829 E 7	B[C]	88.00	4	1995 ccm	61 kW	85 PS	9.2:1	18
847 700	B[C]	76.00	4	1397 ccm	35 kW	48 PS	8.25:1	6
847 720	B[C]	76.00	4	1397 ccm	47 kW	64 PS	9.25:1	6
851 700	B [C]	88.00	4	2165 ccm	85 kW	116 PS	9.2:1	19
852 A700	D[AN]	86.00	4	2068 ccm	45 kW	64 PS	21.5:1	16
A1M 707	B[C]	79.00	4	1647 ccm	44-49 kW	65-67 PS	9.3:1	11
A2M 723	B[C]	79.00	4	1647 ccm	54 kW	73 PS	9.3:1	11
C 1E 720	B	70.00	4	1108 ccm	35 kW	48 PS	9.25:1	1
C1E 715	B	70.00	4	1108 ccm	35 kW	48 PS	9.25:1	1
C1J 715	B[C]	76.00	4	1397 ccm	44 kW	60 PS	9.25:1	6
C1J 742	B[C]	76.00	4	1397 ccm	43 kW	58 PS	-	6





**RENAULT**

	B/D		Cyl.	ccm	kW	PS	Compr. Ratio	Pos.
C1J 768	B[C]	76.00	4	1397 ccm	44 kW	60 PS	9:1	6
C2J 713	B[C2]	76.00	4	1397 ccm	46 kW	63 PS	9.25:1	6
C2J 717	B[C2]	76.00	4	1397 ccm	44 kW	60 PS	9.25:1	6
C2J 784	B[C]	76.00	4	1397 ccm	43 kW	59 PS	9:1	6
C2L	B[C]	77.00	4	1565 ccm	-	-	9:1	8
E5F A710 KAT	B[B]	75.80	4	1171 ccm	44 kW	60 PS	9.5:1	4
E6J 700	B[B]	75.80	4	1390 ccm	59 Kw	80 PS	9.5:1	5
E6J 701	B[B]	75.80	4	1390 ccm	58-59 kW	79-80 PS	9.5:1	5
E6J 706	B[B]	75.80	4	1390 ccm	58-59 kW	79-80 PS	9.5:1	5
E6J 712	B[B]	75.80	4	1390 ccm	43-57 kW	58-77 PS	8,9:1	5
E6J 713	B[C2]	75.80	4	1390 ccm	55-57 kW	75-77 PS	9.5:1	5
E6J 718	B[C2]	75.80	4	1390 ccm	55-57 kW	75-77 PS	9.5:1	5
E6J 734	B[B]	75.80	4	1390 ccm	40-44 kW	55-60 PS	8,9:1	5
E6J 738	B[B]	75.80	4	1390 ccm	43 kW	58 PS	8,9:1	5
E6J 760	B[C2]	75.80	4	1390 ccm	55-57 kW	75-77 PS	9.5:1	5
E7F 708 KAT	B[B]	75.80	4	1171 ccm	44 kW	60 PS	9.5:1	4
E7J 720	B[B]	75.80	4	1390 ccm	55-59 kW	75-80 PS	9.5:1	5
E7J 724	B[B]	75.80	4	1390 ccm	55-59 kW	75-80 PS	9.5:1	5
E7J 726	B[B]	75.80	4	1390 ccm	55-59 kW	75-80 PS	9.5:1	5
E7J 728	B[B]	75.80	4	1390 ccm	55-59 kW	75-80 PS	9.5:1	5
E7J 773	B[B]	75.80	4	1390 ccm	55-59 kW	75-80 PS	9.5:1	5
F 2N 206	B [C]	81.00	4	1721 ccm	66 kW	90 PS	9.5:1	15
F 2N A700	B[CM]	81.00	4	1721 ccm	59 kW	80 PS	10:1	14
F 2N C 710	B[C]	81.00	4	1721 ccm	66 kW	90 PS	10:1	14
F 2N E708	B[CM]	81.00	4	1721 ccm	59 kW	80 PS	10:1	14
F 8 Q 630	D[AN]	80.00	4	1870 ccm	47 kW	65 PS	22.5:1	12
F 8 Q 662	D[AN]	80.00	4	1870 ccm	40 kW	55 PS	21.5:1	12
F 8 Q 704	D[AN]	80.00	4	1870 ccm	47 kW	64 PS	22.5:1	12
F 8 Q 710	D[AN]	80.00	4	1870 ccm	47 kW	64 PS	21.5:1	12
F 8 Q 722	D[AN]	80.00	4	1870 ccm	48 kW	65 PS	22.5:1	12
F 8 Q 724	D[AN]	80.00	4	1870 ccm	48 kW	65 PS	21.5:1	12
F 8 Q 732	D[AN]	80.00	4	1870 ccm	47 kW	64 PS	22.5:1	12
F 8 Q 742	D[AN]	80.00	4	1870 ccm	47 kW	64 PS	21.5:1	12
F 8 Q 774	D[AN]	80.00	4	1870 ccm	48 kW	65 PS	22.5:1	12
F8M 700	D[AN]	78.00	4	1596 ccm	40 kW	55 PS	22.5:1	9
F8M 730	D[AN]	78.00	4	1596 ccm	40 kW	55 PS	22.5:1	10
F9Q 718	D[A]	80.00	4	1870 ccm	79 kW	110 PS	19:1	13
F9Q 730 KAT	D[A]	80.00	4	1870 ccm	72 kW	98 PS	18.3:1	13
F9Q 734 KAT	D[A]	80.00	4	1870 ccm	72 kW	98 PS	18.3:1	13
F9Q 780	D[A]	80.00	4	1870 ccm	55 kW	75 PS	18.3:1	13
J5R A7	B[C]	88.00	4	1995 ccm	61 kW	85 PS	9.2:1	18
J6R 234	B[C]	88.00	4	1995 ccm	81 kW	110 PS	9.2:1	18
J6R 706	B[C]	88.00	4	1995 ccm	76 kW	103 PS	9.2:1	18
J6R 707	B[C]	88.00	4	1995 ccm	76 kW	103 PS	9.2:1	18
J7R	B[B]	88.00	4	2165 ccm	81-103 kW	110-140 PS	9.2:1	18
J7T 730	B [B]	88.00	4	2165 ccm	92 kW	124 PS	9.9:1	19
J8S 240	D [A]	86.00	4	2068 ccm	65 kW	88 PS	21.5:1	17
J8S 704	D[AN]	86.00	4	2068 ccm	49 kW	67 PS	21.5:1	16
J8S 708	D[LA]	86.00	4	2068 ccm	63 kW	86 PS	21.5:1	17
J8S 714	D [A]	86.00	4	2068 ccm	65 kW	88 PS	21.5:1	17





**RENAULT**

	B/D		Cyl.	ccm	kW	PS	Compr. Ratio	Pos.
J8S 760	D [A]	86.00	4	2068 ccm	65 kW	88 PS	21.5:1	17
K9K 700	D[LA]	76.00	4	1461 ccm	48-50 Kw	65-68 PS	18,8:1	7
K9K 702	D[LA]	76.00	4	1461 ccm	60-62 kW	82-85 PS	18,8:1	7
K9K 704	D[LA]	76.00	4	1461 ccm	48-50 kW	65-68 PS	18,8:1	7
K9K 706	D[LA]	76.00	4	1461 ccm	48-50 kW	65-68 PS	18,8:1	7
K9K 710	D[A]	76.00	4	1461 ccm	48-50 kW	65-68 PS	18,8:1	7
K9K 712	D[A]	76.00	4	1461 ccm	74 kW	100 PS	18,8:1	7
K9K 714	D[A]	76.00	4	1461 ccm	50 kW	68 PS	18,8:1	7
K9K 722	D[A]	76.00	4	1461 ccm	60-63 kW	82-86 PS	18,8:1	7
K9K 724	D[LA]	76.00	4	1461 ccm	63 kW	86 PS	18,8:1	7
K9K 750	D[LA]	76.00	4	1461 ccm	60-65 kW	82-88 PS	18,3:1	7
K9K 752	D[LA]	76.00	4	1461 ccm	48 kW	65 PS	18,8:1	7
K9K 760	D[A]	76.00	4	1461 ccm	50 kW	68 PS	18,8:1	7
K9K 762	D[A]	76.00	4	1461 ccm	50 kW	68 PS	18,8:1	7
K9K 768	D[A]	76.00	4	1461 ccm	50 kW	68 PS	18,8:1	7
S8U 742	D[AN]	93.00	4	2499 ccm	53 kW	72 PS	22:1	22
S8U 750	D[AN]	93.00	4	2499 ccm	53 kW	72 PS	22:1	22
S8U 752	D[AN]	93.00	4	2499 ccm	53 kW	72 PS	22:1	22
Z7V,112-730	B	88.00	6	2664 ccm	92 kW	128-142 PS	9.2:1	20
Z7V-140	B	88.00	6	2664 ccm	94-105 kW	128-142 PS	9.2:1	20
Z7V-708/709/711	B	88.00	6	2664 ccm	92 kW	128-142 PS	9.2:1	20

**RENAULT**

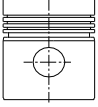
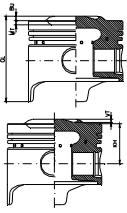
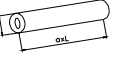
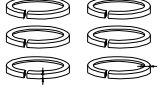
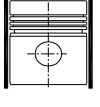
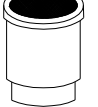
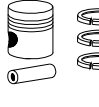
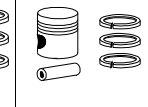
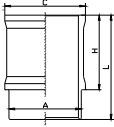
	YEAR		B/D	Pos.		YEAR		B/D	Pos.
Express 1.4	03.1986→09.1997	847.20	B	6	Clio III 1.5 dCi	06.2005→	K9K 760	D	7
Express 1.4	03.1986→09.1997	C1J 715	B	6	Clio III 1.5 dCi	06.2005→	K9K 762	D	7
Express 1.4	06.1987→06.1989	C1J 768	B	6	Clio III 1.5 dCi	06.2005→	K9K 768	D	7
Express 1.4	06.1987→09.1997	C2J 784	B	6	Espace 1.9 dTi	02.1999→	F9Q 734 KAT	D	13
Fuego 1.4	03.1980→10.1995	847.20	B	6	Espace 2.0	1990→	J6R 234	B	18
Fuego 1.4	03.1980→10.1995	847.20	B	6	Espace 2.1 TD	10.1984→12.1990	J8S 240	D	17
R 11 1.4	03.1983→03.1995	847.20	B	6	Espace 2.1 TD	10.1984→12.1990	J8S 240	D	17
R 11 1.4	03.1983→12.1985	C1J 715	B	6	Espace 2.2	11.1983→	J7R	B	18
R 11 1.4	01.1985→03.1995	C2J 717	B	6	Estafette 1.1	02.1962→12.1981	688.01	B	1
R 14 1.4	09.1979→12.1988	847.20	B	6	Estafette 1.3	10.1968 09.1980	810.01	B	2
R 14 1.4	03.1983→12.1988	C1J 715	B	6	Express 1.4i	03.1986→09.1997	E6J 712	B	5
R 18 1.4	04.1978→02.1986	847.700	B	6	Express 1.4i	03.1986→09.1997	E6J 734	B	5
R 18 1.4	04.1978→02.1986	847.720	B	6	Express 1.4i	03.1986→09.1997	E6J 738	B	5
R 18 1.4	04.1978→02.1986	847.20	B	6	Express 1.4i	09.1991→10.1997	E7J 720	B	5
R 19 1.4	09.1988→12.2001	847.20	B	6	Express 1.4i	09.1991→10.1997	E7J 724	B	5
R 19 1.4	09.1988→12.2001	C1J 742	B	6	Express 1.4i	09.1991→10.1997	E7J 726	B	5
R 19 1.4	10.1988→06.1993	C1J 768	B	6	Express 1.4i	03.1994→10.1997	E7J 728	B	5
R 21 1.4	06.1988→03.1993	C2J 717	B	6	Express 1.4i	03.1994→10.1997	E7J 773	B	5
R 5 1.4	05.1976→08.1983	847.700	B	6	Express 1.6 D	03.1986→08.1991	F8M 730	D	10
R 5 1.4	1978→1987	847.20	B	6	Express 1.9 D	09.1991→	F 8 Q 722	D	12
R 5 1.4	10.1984→12.1996	C1J 715	B	6	Express 1.9 D	09.1991→	F 8 Q 724	D	12
R 5 1.4	10.1984→12.1996	C1J 768	B	6	Express 1.9 D	09.1991→	F 8 Q 774	D	12
R 5 1.4	10.1980→03.1985	C2J 713	B	6	Fuego 1.6	10.1982→10.1985	A2M 723	B	11
R 5 1.4	10.1984→12.1996	C2J 717	B	6	Fuego 2.0	02.1980→10.1985	829.01	B	18
R 5 1.4	10.1984→12.1996	C2J 784	B	6	Fuego 2.1 TD	1981→	J8S 714	D	17
R 9 1.4	09.1981→12.1995	847.20	B	6	Kangoo 1.5 dCi	05.2000→	K9K 700	D	7
R 9 1.4	09.1981→03.1991	C1J 715	B	6	Kangoo 1.5 dCi	05.2000→	K9K 702	D	7
R 9 1.4	09.1981→12.1988	C1J 768	B	6	Kangoo 1.5 dCi	05.2000→	K9K 704	D	7
R 9 1.4	01.1985→12.1995	C2J 717	B	6	Kangoo 1.5 dCi	05.2000→	K9K 710	D	7
Rapid 1.4	03.1986→09.1997	847.20	B	6	Kangoo 1.5 dCi	06.2005→	K9K 714	D	7
Rapid 1.4	03.1986→09.1997	C1J 715	B	6	Kangoo 1.9 D	03.1998→	F 8 Q 630	D	12
Rapid 1.4	03.1986→06.1989	C1J 768	B	6	Kangoo 1.9 D	03.1998→	F 8 Q 662	D	12
Rapid 1.4	06.1987→09.1997	C2J 784	B	6	Kangoo 1.9 DTi	01.2000→11.2000	F9Q 780	D	13
Trafic 1.4	09.1980→02.1989	847.700	B	6	Laguna 1.9 dCi	09.1999→03.2001	F9Q 718	D	13
Trafic 1.4	09.1980→02.1989	847.20	B	6	Laguna 1.9 dTi	10.1997→	F9Q 734 KAT	D	13
Trafic 1.4	09.1980→02.1989	C1J 768	B	6	Masrer T28 2.5 D	08.1989→07.1998	S8U 742	D	22
Alpine	1977→1984	Z7V,112-730	B	20	Master T28 2.4 D	08.1980→08.1989	8140.61.2300	D	21
B 70	01.1983→12.1990	8140.61.235	D	21	Master T30 2.4 D	07.1980→	8 U 8140	D	21
Clio 1.2	01.1991→08.1998	E5F A710 KAT	B	4	Master T30 2.4 D	07.1980→	8140.58 U	D	21
Clio 1.2	01.1991→09.1998	E7F 708 KAT	B	4	Master T30 2.4 D	08.1980→08.1989	8140.61.2300	D	21
Clio 1.9 D	01.1991→09.1998	F 8 Q 732	D	12	Master T30 2.4 D	07.1980→	8140.68 U	D	21
Clio 1.9 D	09.1998→	F 8 Q 630	D	12	Master T35 2.4 D	08.1980→	8140.61.200	D	21
Clio 1.9 D	09.1998→	F 8 Q 662	D	12	Master T35 2.4 D	08.1980→08.1989	8140.61.2300	D	21
Clio I 1.4	06.1990→02.1998	E6J 713	B	5	Mégane 1.9 dCi	03.2000→	F9Q 718	D	13
Clio I 1.4	06.1990→02.1998	E6J 718	B	5	Mégane 1.9 dTi	03.1997→02.2001	F9Q 730 KAT	D	13
Clio I 1.4	06.1990→02.1998	E6J 760	B	5	Mégane 1.9 dTi	03.1997→02.2001	F9Q 734 KAT	D	3
Clio I 1.4i	06.1990→12.1992	E6J 700	B	5	Megane II 1.5 dCi	11.2002→	K9K 722	D	7
Clio I 1.4i	06.1990→02.1998	E6J 712	B	5	Megane II 1.5 dCi	05.2005→	K9K 724	D	7
Clio II 1.5 dCi	06.2000→10.2007	K9K 700	D	7	Mégane Scénic 1.9 dTi	04.1997→09.1999	F9Q 730 KAT	D	13
Clio II 1.5 dCi	06.2001→	K9K 702	D	7	Mégane Scénic 1.9 dTi	04.1997→09.1999	F9Q 734 KAT	D	13
Clio II 1.5 dCi	06.2001→	K9K 704	D	7	Modus 1.5 dCi	12.2004→	K9K 724	D	7
Clio II 1.5 dCi	06.2001→	K9K 706	D	7	Modus 1.5 dCi	09.2004→	K9K 750	D	7
Clio II 1.5 dCi	06.2001→	K9K 710	D	7	Modus 1.5 dCi	09.2004→	K9K 752	D	7
Clio II 1.5 dCi	03.2003→	K9K 712	D	7	Modus 1.5 dCi	09.2004→	K9K 760	D	7
Clio II 1.5 dCi	06.2001→	K9K 714	D	7	Modus 1.5 dCi	09.2004→	K9K 762	D	7
Clio II 1.9 dTi	02-2000→	F9Q 780	D	13	Modus 1.5 dCi	06.2005→	K9K 768	D	7
Clio III 1.5 dCi	06.2005→	K9K 750	D	7	R 18 2.0	11.1979→1985	829.70	B	18
Clio III 1.5 dCi	06.2005→	K9K 752	D	7	R 18 2.0	11.1979→1985	829.00	B	18
R 18 2.0	11.1979→1985	829.01	B	18	R18 2.1 D	12.1979→	852 A700	D	16


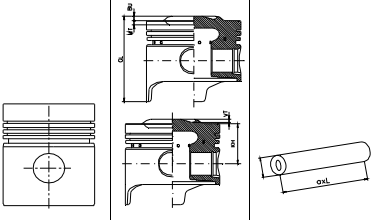


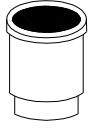
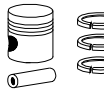
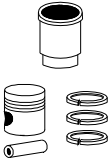
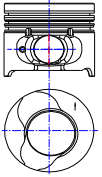
**RENAULT**

	YEAR		B/D	Pos.		YEAR		B/D	Pos.
R 19 1.2	05.1992→	E7F 708 KAT	B	4	R18 2.1 D	12.1979→	J8S 704	D	16
R 19 1.4	09.1988→12.2001	E6J 700	B	5	R18 2.1 TD	11.1981→07.1986	J8S 708	D	17
R 19 1.4i	09.1988→12.2001	E6J 700	B	5	R18 2.1 TD	11.1981→07.1986	J8S 714	D	17
R 19 1.4i	09.1988→12.2001	E6J 701	B	5	R18 2.1 TD	1984→	J8S 240	D	17
R 19 1.4i	09.1988→12.2001	E6J 706	B	5	R19 1.7	→09.1985	F 2N 206	B	15
R 19 1.4i	06.1988→12.2001	E6J 734	B	5	R19 1.9 D	09.1988→12.1995	F 8 Q 742	D	12
R 20 2.0	07.1977→12.1983	829.01	B	18	R20 2.1 TD	01.1982→12.1983	J8S 240	D	17
R 20 2.2	10.1980→12.1983	851 700	B	19	R21 2.1 D	03.1986→05.1992	J8S 704	D	16
R 21 1.7	03.1986→09.1990	F 2N C 710	B	14	R25 2.1 TD	04.1984→12.1992	J8S 708	D	17
R 21 1.9 D	06.1989→	F 8 Q 704	D	12	R4 1.1	10.1978 12.1993	688.12	B	1
R 21 1.9 D	06.1989→	F 8 Q 710	D	12	R4 1.1	1965→	688.01	B	1
R 21 2.1 TD	03.1986→06.1994	J8S 714	D	17	R4 1.1	10.1982→ 12.1993	688.11	B	1
R 25 2.0	04.1984→12.1992	J6R 706	B	18	R5 1.1	10.1979 03.1985	688.13	B	1
R 25 2.0	04.1984→12.1992	J6R 707	B	18	R5 1.3	04.1974 09.1984	810.25	B	2
R 25 2.2	04.1984→12.1989	J7T 730	B	19	R5 1.3	10.1979→09.1984	810.19	B	2
R 25 2.2	1989→	J7R	B	18	R5 1.3	03.1978 09.1984	810.29	B	2
R 25 V6	03.1984→1990	Z7V-708/709/711	B	20	R5 1.3	02.1976→09.1979	810.26	B	2
R 30 TS	1975→1984	Z7V-140	B	20	R5 1.6 D	10.1987→03.1995	F8M 730	D	10
R 30 TX	1978→1984	Z7V-140	B	20	R6 1.1	09.1971 08.1980	688	B	1
R10 1.3	07.1969→10.1972	810.03	B	2	R6 1.1	1976→	688.12	B	1
R11 1.1	03.1983→03.1991	C1E 715	B	1	R6 1.1	09.1980 03.1986	688.13	B	1
R11 1.1	03.1983→03.1991	C1E 720	B	1	R7 1.1	09.1980 12.1982	688.13	B	1
R11 1.3	1974→1980	810.10	B	2	R8 1.1	02.1969 07.1976	688.02	B	1
R11 1.6		C2L	B	8	R8 1.1	02.1969 10.1972	688.06	B	1
R11 1.6 D	03.1983→03.1991	F8M 700	D	9	R8 1.1	02.1969 10.1972	804.00	B	1
R11 1.6 D	08.1983→12.1988	F8M 730	D	10	R9 1.1	09.1981 10.1987	C1E 715	B	1
R11 1.7	10.1983→07.1989	F 2N A700	B	14	R9 1.1	09.1981 10.1987	C1E 720	B	1
R11 1.7	10.1983→07.1989	F 2N E708	B	14	R9 1.6		C2L	B	8
R11 1.7	03.1986→	F 2N C 710	B	14	R9 1.6 D	09.1982→03.1991	F8M 700	D	9
R12 1.3	10.1969 12.1989	810.01	B	2	R9 1.6 D	10.1982→12.1988	F8M 730	D	10
R12 1.3	04.1971 12.1989	810.02	B	2	R9 1.7	09.1984→06.1987	F 2N A700	B	14
R12 1.3	04.1971 12.1989	810.05	B	2	R9 1.7	03.1986→	F 2N C 710	B	14
R14 1.3	1972→	810.10	B	2	Rapid 1.4i	09.1991→09.1997	E6J 734	B	5
R14 GTL	1976→1983	129-5/XZ7R	B	3	Rapid 1.4i	09.1991→09.1997	E6J 738	B	5
R14 GTL	07.1979→1983	150-X5J	B	3	Rapid 1.4i	09.1991→10.1997	E7J 720	B	5
R14 GTS	07.1979→1983	150-X5J	B	3	Rapid 1.4i	09.1991→10.1997	E7J 724	B	5
R14 L	1976→1983	129-5/XZ7R	B	3	Rapid 1.4i	09.1991→10.1997	E7J 726	B	5
R14 TL	1976→1983	129-5/XZ7R	B	3	Rapid 1.4i	03.1994→10.1997	E7J 728	B	5
R14 TS	1979→1983	129-5/XZ7R	B	3	Rapid 1.4i	03.1994→10.1997	E7J 773	B	5
R14 TS	07.1979→1983	150-X5J	B	3	Rapid 1.6 D	03.1986→08.1998	F8M 730	D	10
R18 1.6	1978→07.1986	C2L	B	8	Rapid 1.9 D	09.1991→	F 8 Q 722	D	12
R18 1.6	04.1978→09.1982	841.25	B	11	Rapid 1.9 D	09.1991→	F 8 Q 724	D	12
R18 1.6	04.1978→02.1986	841.26	B	11	Rapid 1.9 D	09.1991→	F 8 Q 774	D	12
R18 1.6	04.1978→09.1982	841.725	B	11	Rodeo 5 1.1	07.1971→04.1980	688.100	B	1
R18 1.6	04.1978→02.1986	A2M 723	B	11	Rodeo 6 1.3	10.1980 08.1981	810.19	B	2
Safrane 2.1 TD	11.1993→07.1996	J8S 760	D	17	Thalia II 1.5 dCI	09.2001→	K9K 706	D	7
Scénic 1.9 dTi	09-1999→	F9Q 734 KAT	D	13	Trafic 1.6	09.1980→02.1989	A1M 707	B	11
Scenic II 1.5 dCI	05.2003→	K9K 722	D	7	Trafic 2.5 D	05.1989→	S8U 742	D	22
Scenic II 1.5 dCI	05.2003→	K9K 724	D	7	Trafic 2.5 D	05.1989→	S8U 750	D	22
Super 5 1.6 D	1986→	F8M 730	D	10	Trafic 2.5 D	05.1989→	S8U 752	D	22
Symbol 1.5 dCI		K9K 700	D	7	Trafic 2.5 D	05.1989→	8140.67.2500	D	22
Symbol 1.5 dCI		K9K 706	D	7	Trafic 2.5 D	08.1999→	8140.67.2580	D	23
Thalia II 1.5 dCI	09.2001→	K9K 700	D	7	Trafic P 862	1983→	829 E 7	B	18
Thalia II 1.5 dCI	06.2001→	K9K 702	D	7	Trafic P 862	1983→	J5R A7	B	18



RENAULT

1		2		3		4		5		6		7		8		9		10																																																																																																				
Ø 70.00																																																																																																																						
       																																																																																																																						
<table border="1"> <tr> <td>688.01</td> <td>02.1962→</td> <td>B</td> <td>4</td> <td>1108 ccm</td> <td>25 kW</td> <td>34 PS</td> <td>8.3:1</td> <td>72 mm</td> </tr> <tr> <td>688.02</td> <td>02.1969→07.1976</td> <td>B</td> <td>4</td> <td>1108 ccm</td> <td>39 kW</td> <td>53 PS</td> <td>9.5:1</td> <td>72 mm</td> </tr> <tr> <td>688.06</td> <td>02.1969→10.1972</td> <td>B</td> <td>4</td> <td>1108 ccm</td> <td>26 kW</td> <td>35 PS</td> <td>9.5:1</td> <td>72 mm</td> </tr> <tr> <td>688.09</td> <td>02.1969→10.1972</td> <td>B</td> <td>4</td> <td>1108 ccm</td> <td>26 kW</td> <td>35 PS</td> <td>9.5:1</td> <td>72 mm</td> </tr> <tr> <td>688.10</td> <td>07.1971→08.1980</td> <td>B</td> <td>4</td> <td>1108 ccm</td> <td>26 kW</td> <td>35 PS</td> <td>9.5:1</td> <td>72 mm</td> </tr> <tr> <td>688.11</td> <td>10.1982→12.1993</td> <td>B</td> <td>4</td> <td>1108 ccm</td> <td>25 kW</td> <td>34 PS</td> <td>8.3:1</td> <td>72 mm</td> </tr> <tr> <td>688.12</td> <td>1976→</td> <td>B</td> <td>4</td> <td>1108 ccm</td> <td>25 kW</td> <td>34 PS</td> <td>9.5:1</td> <td>72 mm</td> </tr> <tr> <td>688.13</td> <td>10.1979→03.1986</td> <td>B</td> <td>4</td> <td>1108 ccm</td> <td>33 kW</td> <td>45 PS</td> <td>8.5:1</td> <td>72 mm</td> </tr> <tr> <td>804.00</td> <td>02.1969→10.1972</td> <td>B</td> <td>4</td> <td>1108 ccm</td> <td>32 kW</td> <td>44 PS</td> <td>8.5:1</td> <td>72 mm</td> </tr> <tr> <td>C1E 715</td> <td>09.1981→05.1991</td> <td>B</td> <td>4</td> <td>1108 ccm</td> <td>35 kW</td> <td>48 PS</td> <td>9.25:1</td> <td>72 mm</td> </tr> <tr> <td>C 1E 720</td> <td>09.1981→05.1991</td> <td>B</td> <td>4</td> <td>1108 ccm</td> <td>35 kW</td> <td>48 PS</td> <td>9.25:1</td> <td>72 mm</td> </tr> </table>																				688.01	02.1962→	B	4	1108 ccm	25 kW	34 PS	8.3:1	72 mm	688.02	02.1969→07.1976	B	4	1108 ccm	39 kW	53 PS	9.5:1	72 mm	688.06	02.1969→10.1972	B	4	1108 ccm	26 kW	35 PS	9.5:1	72 mm	688.09	02.1969→10.1972	B	4	1108 ccm	26 kW	35 PS	9.5:1	72 mm	688.10	07.1971→08.1980	B	4	1108 ccm	26 kW	35 PS	9.5:1	72 mm	688.11	10.1982→12.1993	B	4	1108 ccm	25 kW	34 PS	8.3:1	72 mm	688.12	1976→	B	4	1108 ccm	25 kW	34 PS	9.5:1	72 mm	688.13	10.1979→03.1986	B	4	1108 ccm	33 kW	45 PS	8.5:1	72 mm	804.00	02.1969→10.1972	B	4	1108 ccm	32 kW	44 PS	8.5:1	72 mm	C1E 715	09.1981→05.1991	B	4	1108 ccm	35 kW	48 PS	9.25:1	72 mm	C 1E 720	09.1981→05.1991	B	4	1108 ccm	35 kW	48 PS	9.25:1	72 mm
688.01	02.1962→	B	4	1108 ccm	25 kW	34 PS	8.3:1	72 mm																																																																																																														
688.02	02.1969→07.1976	B	4	1108 ccm	39 kW	53 PS	9.5:1	72 mm																																																																																																														
688.06	02.1969→10.1972	B	4	1108 ccm	26 kW	35 PS	9.5:1	72 mm																																																																																																														
688.09	02.1969→10.1972	B	4	1108 ccm	26 kW	35 PS	9.5:1	72 mm																																																																																																														
688.10	07.1971→08.1980	B	4	1108 ccm	26 kW	35 PS	9.5:1	72 mm																																																																																																														
688.11	10.1982→12.1993	B	4	1108 ccm	25 kW	34 PS	8.3:1	72 mm																																																																																																														
688.12	1976→	B	4	1108 ccm	25 kW	34 PS	9.5:1	72 mm																																																																																																														
688.13	10.1979→03.1986	B	4	1108 ccm	33 kW	45 PS	8.5:1	72 mm																																																																																																														
804.00	02.1969→10.1972	B	4	1108 ccm	32 kW	44 PS	8.5:1	72 mm																																																																																																														
C1E 715	09.1981→05.1991	B	4	1108 ccm	35 kW	48 PS	9.25:1	72 mm																																																																																																														
C 1E 720	09.1981→05.1991	B	4	1108 ccm	35 kW	48 PS	9.25:1	72 mm																																																																																																														
4 70.00				001,IF,P,CR,KV1 1.750 3.050 006,P,STD 2.000 3.050 032,P,STD 3.500 2.950		320-0263-000		70.000																																																																																																														
4 70.00				001,IF,P,CR,KV1 1.750 3.050 026,P,STD 2.000 3.050 231,P,CR,STD 3.500 3.850		320-0411-000		70.000																																																																																																														
Ø 73.00																																																																																																																						
<table border="1"> <tr> <td>810...</td> <td>10.1969→08.1980</td> <td>B</td> <td>4</td> <td>1289 ccm</td> <td>36-44 kW</td> <td>49-60 PS</td> <td>8.5:1</td> <td>77 mm</td> </tr> <tr> <td>810-01</td> <td>09.1968→</td> <td>B</td> <td>4</td> <td>1289 ccm</td> <td>26 kW</td> <td>33 PS</td> <td>8.5:1</td> <td>77 mm</td> </tr> <tr> <td>810.02</td> <td>04.1971→12.1989</td> <td>B</td> <td>4</td> <td>1289 ccm</td> <td>36 kW</td> <td>49 PS</td> <td>8.5:1</td> <td>77 mm</td> </tr> <tr> <td>810.03</td> <td>07.1969→10.1972</td> <td>B</td> <td>4</td> <td>1289 ccm</td> <td>29 kW</td> <td>40 PS</td> <td>8:1</td> <td>77 mm</td> </tr> <tr> <td>810.05</td> <td>04.1971→12.1989</td> <td>B</td> <td>4</td> <td>1289 ccm</td> <td>44 kW</td> <td>60 PS</td> <td>8.5:1</td> <td>77 mm</td> </tr> <tr> <td>810.10</td> <td>1972→</td> <td>B</td> <td>4</td> <td>1289 ccm</td> <td>44 kW</td> <td>60 PS</td> <td>9.5:1</td> <td>77 mm</td> </tr> <tr> <td>810.19</td> <td>10.1979→09.1984</td> <td>B</td> <td>4</td> <td>1289 ccm</td> <td>33 kW</td> <td>45 PS</td> <td>8.2:1</td> <td>77 mm</td> </tr> <tr> <td>810.25</td> <td>1974→09.1984</td> <td>B</td> <td>4</td> <td>1289 ccm</td> <td>47 kW</td> <td>64 PS</td> <td>9.5:1</td> <td>77 mm</td> </tr> <tr> <td>810.26</td> <td>02.1976→09.1979</td> <td>B</td> <td>4</td> <td>1289 ccm</td> <td>31 kW</td> <td>42 PS</td> <td>9.5:1</td> <td>77 mm</td> </tr> <tr> <td>810.29</td> <td>03.1978→09.1984</td> <td>B</td> <td>4</td> <td>1289 ccm</td> <td>40 kW</td> <td>54 PS</td> <td>9.6:1</td> <td>77 mm</td> </tr> </table>																				810...	10.1969→08.1980	B	4	1289 ccm	36-44 kW	49-60 PS	8.5:1	77 mm	810-01	09.1968→	B	4	1289 ccm	26 kW	33 PS	8.5:1	77 mm	810.02	04.1971→12.1989	B	4	1289 ccm	36 kW	49 PS	8.5:1	77 mm	810.03	07.1969→10.1972	B	4	1289 ccm	29 kW	40 PS	8:1	77 mm	810.05	04.1971→12.1989	B	4	1289 ccm	44 kW	60 PS	8.5:1	77 mm	810.10	1972→	B	4	1289 ccm	44 kW	60 PS	9.5:1	77 mm	810.19	10.1979→09.1984	B	4	1289 ccm	33 kW	45 PS	8.2:1	77 mm	810.25	1974→09.1984	B	4	1289 ccm	47 kW	64 PS	9.5:1	77 mm	810.26	02.1976→09.1979	B	4	1289 ccm	31 kW	42 PS	9.5:1	77 mm	810.29	03.1978→09.1984	B	4	1289 ccm	40 kW	54 PS	9.6:1	77 mm									
810...	10.1969→08.1980	B	4	1289 ccm	36-44 kW	49-60 PS	8.5:1	77 mm																																																																																																														
810-01	09.1968→	B	4	1289 ccm	26 kW	33 PS	8.5:1	77 mm																																																																																																														
810.02	04.1971→12.1989	B	4	1289 ccm	36 kW	49 PS	8.5:1	77 mm																																																																																																														
810.03	07.1969→10.1972	B	4	1289 ccm	29 kW	40 PS	8:1	77 mm																																																																																																														
810.05	04.1971→12.1989	B	4	1289 ccm	44 kW	60 PS	8.5:1	77 mm																																																																																																														
810.10	1972→	B	4	1289 ccm	44 kW	60 PS	9.5:1	77 mm																																																																																																														
810.19	10.1979→09.1984	B	4	1289 ccm	33 kW	45 PS	8.2:1	77 mm																																																																																																														
810.25	1974→09.1984	B	4	1289 ccm	47 kW	64 PS	9.5:1	77 mm																																																																																																														
810.26	02.1976→09.1979	B	4	1289 ccm	31 kW	42 PS	9.5:1	77 mm																																																																																																														
810.29	03.1978→09.1984	B	4	1289 ccm	40 kW	54 PS	9.6:1	77 mm																																																																																																														
4 73.00		GL 62.95 KH 37.5 BU +0.25	20.0 62.0	001,IF,P,CR,KV1 1.750 3.200 026,P,STD 2.000 3.200 231,P,CR,STD 4.000 3.850		320-0409-000		73.000		 A=78.5 C=87.5 L=134.0 H=94.85		410-0047-000		510-0047-000		540-0047-000																																																																																																						
110-0047-000		210-0047-000		320-0409-000		73.000		410-0047-000		510-0047-000		540-0047-000																																																																																																										
Ø 75.00																																																																																																																						
<table border="1"> <tr> <td>129-5/XZ7R</td> <td>1976→1983</td> <td>B</td> <td>4</td> <td>1218 ccm</td> <td>42 kW</td> <td>57 PS</td> <td>9.3:1</td> <td>77 mm</td> </tr> <tr> <td>150-X5J</td> <td>07.1979→1983</td> <td>B</td> <td>4</td> <td>1360 ccm</td> <td>52 kW</td> <td>71 PS</td> <td>9.3:1</td> <td>77 mm</td> </tr> </table>																				129-5/XZ7R	1976→1983	B	4	1218 ccm	42 kW	57 PS	9.3:1	77 mm	150-X5J	07.1979→1983	B	4	1360 ccm	52 kW	71 PS	9.3:1	77 mm																																																																																	
129-5/XZ7R	1976→1983	B	4	1218 ccm	42 kW	57 PS	9.3:1	77 mm																																																																																																														
150-X5J	07.1979→1983	B	4	1360 ccm	52 kW	71 PS	9.3:1	77 mm																																																																																																														
4 75.00				001,P,CR,KV1 1.750 3.150 026,P,STD 2.000 3.150 231,P,CR,STD 4.000 3.950		320-0439-000		75.000																																																																																																														

		RENAULT											
													
Ø 75.80												4	
E5F A710 KAT		01.1991→08.1998		B[B]I		4 1171 ccm		44 kW 60 PS		9.5:1		64.9mm	
E7F 708 KAT		01.1991→		B[B]I		4 1171 ccm		44 kW 60 PS		9.5:1		64.9mm	
4				001,IF,P,CR,KV1		1.500 3.150							
75.80				005,P,STD		1.750 3.150							
				231,P,CR,STD		3.000 3.750							
				320-0534-000				75.80					
Ø 75.80												5	
E6J 700/701/706/712/713/718		03.1986→12.2001		B[B]I		4 1390 ccm		40-59 kW 55-80 PS		9.5:1		77mm	
734/738/760													
4				001,IF,P,CR,KV1		1.500 3.150							
75.80				005,P,STD		1.750 3.150							
				231,P,CR,STD		3.000 3.750							
				320-0534-000				75.80					
Ø 76.00												6	
847 700,720		05.1976→02.1989		B[C]		4 1397 ccm		34-50 kW 48-67 PS		8.25:1		77 mm	
847.20		1978→1987		B[C]		4 1397 ccm		40 kW 54 PS		9.25:1		77 mm	
C1J 715,742,768		09.1980→12.2001		B[C]		4 1397 ccm		43-44 kW 58-60 PS		9.25:1		77 mm	
C2J 713,717,784		10.1980→09.1997		B[C]2		4 1397 ccm		44-53 kW 60-72 PS		9.25:1		77 mm	
4				001,IF,P,CR,KV1		1.750 3.200							
76.00				026,P,STD		2.000 3.200							
				231,P,CR,STD		4.000 3.850							
				320-0410-000				76.00					
Ø 76.00												7	
K9K.700/702/704/706		05.2000→		D[LA]		4 1461 ccm		48-65 kW 65-88 PS		18.8:1		80.5 mm	
K9K.724/750/752		05.2000→		D[LA]		4 1461 ccm		48-65 kW 65-88 PS		18.8:1		80.5 mm	
K9K.710/712/722/760		05.2000→		D[A]		4 1461 ccm		48-63 kW 65-86 PS		18.8:1		80.5 mm	
K9K.768		05.2000→		D[A]		4 1461 ccm		48-63 kW 65-86 PS		18.8:1		80.5 mm	
4		25.0				2.000							
76.00		60.0				2.000							
						2.500							
		GL 66.00 KH 41.78 MT -14.00 VT1 -0.48 VT2 -0.28		RTK G									
110-0935-000		210-0935-000						76.00				520-0935-000	
110-0935-001		210-0935-000						76.50				520-0935-001	
Ø 77.00												8	
C2L		1978→07.1986		B[C]		4 1565 ccm				9:1		84 mm	
807 03/04/05/06		1965→1976		B[C]		4 1565 ccm				8.6:1		84 mm	
807 10/11		1972→1975		B[C]		4 1565 ccm				9.2:1		85 mm	
821.00		1968→1980		B[C]		4 1565 ccm				8.6:1		85 mm	
4				001,IF,P,CR,KV1		1.750 3.200							
77.00				026,P,STD		2.000 3.200							
				231,P,CR,STD		4.000 3.850							
				320-0410-002				77.00					

**RENAULT**

Ø 78.00								
F8M 700	09.1982→03.1991	D[AN]	4	1596 ccm	40 kW	55 PS	22.5:1	9 83.5mm
4								
78.00								
		001,P,CR,STD	2.000	3.300				
		005,P,STD	2.000	3.300				
		231,P,CR,STD	3.000	3.750				
		320-0327-500			78.00			
		320-0327-501			78.50			
Ø 78.00								
F8M 730	1986→	D[AN]	4	1596 ccm	40 kW	55 PS	22.5:1	10 83.5mm
4								
78.00								
		001,P,CR,STD	2.000	3.300				
		005,P,STD	2.000	3.300				
		231,P,CR,STD	3.000	3.750				
		320-0327-500			78.00			
		320-0327-501			78.50			
Ø 79.00								
841.725	1978→09.1982	B[C]	4	1647 ccm	58 kW	79 PS	9.3:1	11 84mm
841.25	1978→1986	B[C]	4	1647 ccm	53-54 kW	72-74 PS	9.3:1	84mm
841.26	1978→1986	B[C]	4	1647 ccm	70 kW	96 PS	9.3:1	84mm
A1M 707	09.1980→02.1989	B[C]	4	1647 ccm	44-49 kW	65-67 PS	9.3:1	84mm
A2M 723	04.1978→02.1986	B[C]	4	1647 ccm	54 kW	73 PS	9.3:1	84mm
4								
79.00								
		001,P,CR,KV1	1.750	3.400				
		005,P,STD	2.000	3.400				
		231,P,CR,STD	4.000	4.150				
		320-0059-000			79.00			
Ø 80.00								
F 8 Q 630	03.1998→	D[AN]	4	1870 ccm	47 kW	65 PS	22.5:1	12 93mm
F 8 Q 662	03.1998→	D[AN]	4	1870 ccm	40 kW	55 PS	21.5:1	93mm
F 8 Q 704		D[AN]	4	1870 ccm	47 kW	64 PS	22.5:1	93mm
F 8 Q 710	06.1989→	D[AN]	4	1870 ccm	47 kW	64 PS	21.5:1	93mm
F 8 Q 722	09.1991→	D[AN]	4	1870 ccm	48 kW	65 PS	22.5:1	93mm
F 8 Q 724	09.1991→	D[AN]	4	1870 ccm	48 kW	65 PS	21.5:1	93mm
F 8 Q 732	01.1991→09.1998	D[AN]	4	1870 ccm	47 kW	64 PS	22.5:1	93mm
F 8 Q 742	09.1988→12.1995	D[AN]	4	1870 ccm	47 kW	64 PS	21.5:1	93mm
F 8 Q 774	09.1991→	D[AN]	4	1870 ccm	48 kW	65 PS	22.5:1	93mm
4								
80.00								
		001,P,CR,KV1	2.000	3.350				
		005,IF,P,STD	2.000	3.350				
		231,P,CR,STD	3.000	3.750				
		320-0220-000			80.00			
		320-0220-001			80.50			
		320-0220-002			81.00			
Ø 80.00								
F9Q 718	03.2000→	D[A]	4	1870 ccm	79 kW	110 PS	19:1	13 93mm
F9Q 730 KAT	03.1997→	D[A]	4	1870 ccm	72 kW	98 PS	18.3:1	93mm
F9Q 734 KAT	03.1997→	D[A]	4	1870 ccm	72 kW	98 PS	18.3:1	93mm
F9Q 780	01.2000→	D[A]	4	1870 ccm	55 kW	75 PS	18.3:1	93mm
4								
80.00								
		001,IF,P,CR,KV1	2.500	3.350				
		005,IFU,P,STD	2.000	3.350				
		231,P,CR,STD	3.000	3.750				
		320-0615-000			80.000			

**RENAULT**

Ø 81.00										14
F 2N A700	10.1983→07.1989	B[CM]	4	1721 ccm	59 kW	80 PS	10:1	83.5mm		
F 2N C 710	03.1986→	B[C]	4	1721 ccm	66 kW	90 PS	10:1	83.5mm		
F 2N E708	10.1983→07.1989	B[CM]	4	1721 ccm	59 kW	80 PS	10:1	83.5mm		
4				001,IF,P,CR,KV1	1.750	3.350				
81.00				026,P,STD	2.000	3.350				
				231,P,CR,STD	3.000	3.750				
				320-0564-000				81.00		
				320-0564-002				81.50		
Ø 81.00										15
F 2N 206	→09.1985	B [C]	4	1721 ccm	66 kW	90 PS	9.5:1	83.5mm		
4				001,IF,P,CR,KV1	1.750	3.350				
81.00				026,P,STD	2.000	3.350				
				231,P,CR,STD	3.000	3.750				
				320-0564-000				81.00		
				320-0564-002				81.50		
Ø 86.00										16
852 A700	12.1979→12.1983	D[AN]	4	2068 ccm	45 kW	64 PS	21.5:1	89mm		
J8S 704	12.1979→12.1998	D[AN]	4	2068 ccm	49 kW	67 PS	21.5:1	89mm		
4				001,P,CR,KV1	2.000	3.600				
86.00				005,IF,P,STD	2.000	3.600				
				231,P,CR,STD	4.000	4.150				
				320-0158-000				86.000		
Ø 86.00										17
J8S 240	01.1982→	D [A]	4	2068 ccm	65 kW	88 PS	21.5:1	89mm		
J8S 708	04.1984→	D[LA]	4	2068 ccm	63 kW	86 PS	21.5:1	89mm		
J8S 714	1981→	D [A]	4	2068 ccm	65 kW	88 PS	21.5:1	89mm		
J8S 760	11.1993→07.1996	D [A]	4	2068 ccm	65 kW	88 PS	21.5:1	89mm		
4				008,15°,P,CR,KV1	2.500	3.600				
86.00				023,P,STD	2.500	3.600				
				231,P,CR,STD	4.000	4.150				
				320-0473-000				86.00		
Ø 88.00										18
829 E 7	1983→	B[C]	4	1995 ccm	61 kW	85 PS	9.2:1	82 mm		
829.00	11.1979→1985	B[C]	4	1995 ccm	76 kW	104 PS	9.2:1	82 mm		
829.01	11.1979→1985	B[C]	4	1995 ccm	76 kW	104 PS	9.2:1	82 mm		
829.702	11.1979→1985	B[C]	4	1995 ccm	80 kW	109 PS	9.2:1	82 mm		
J5R A7	1983→	B[C]	4	1995 ccm	61 kW	85 PS	9.2:1	82 mm		
J6R 234	07.1984→12.1990	B[C]	4	1995 ccm	81 kW	110 PS	9.2:1	82 mm		
J6R 706	04.1984→12.1992	B[C]	4	1995 ccm	76 kW	103 PS	9.2:1	82 mm		
J6R 707	04.1984→12.1992	B[C]	4	1995 ccm	76 kW	103 PS	9.2:1	82 mm		
J7R	11.1983→	B[B]	4	2165 ccm	81-103 kW	110-140 PS	9.2:1	82 mm		
4				001,P,CR,KV1	1.750	3.600				
88.00				005,P,STD	2.000	3.700				
				231,P,CR,STD	4.000	4.150				
				320-0262-000				88.000		



RENAULT

Ø 88.00										19	
851 700		10.1980→12.1983		B [C]		4 2165 ccm		85 kW 116 PS		9.2:1 89 mm	
J7T 730		04.1984→12.1989		B [BI]		4 2165 ccm		92 kW 124 PS		9.9:1 89 mm	
4 88.00				001,P,CR,KV1 005,P,STD 231,P,CR,STD		1.750 3.600 2.000 3.700 4.000 4.150					
				320-0262-000		88.000					
Ø 88.00										20	
Z7V-140		1975→1984		B		6 2664 ccm		94-104.5 kW 128-142 PS		9.2:1 73 mm	
Z7V,112-730		1977→1984		B		6 2664 ccm		92 kW 128-142 PS		9.2:1 73 mm	
Z7V-708/709/711		03.1984→1990		B		6 2664 ccm		92 kW 128-142 PS		9.2:1 73 mm	
6 88.00				001,P,CR,KV1 005,P,STD 231,P,CR,STD		1.500 3.300 2.000 3.700 4.000 4.150					
				320-0009-000		88.000					
Ø 93.00										21	
8 U 8140		07.1980→		D[AN]		4 2445 ccm		49 kW 72 PS		22:1 92 mm	
8140.58 U		07.1980→		D[AN]		4 2445 ccm		53 kW 72 PS		22:1 92 mm	
8140.61.200				D[AN]		4 2445 ccm		53 kW 72 PS		22:1 90 mm	
8140.61.2300		08.1980→08.1989		D[AN]		4 2445 ccm		53 kW 72 PS		22:1 90 mm	
8140. 68 U		07.1980→		D[AN]		4 2445 ccm		53 kW 72 PS		22:1 90 mm	
4 93.00				001,P,CR,KV1 023,P,STD 231,P,CR,STD		3.000 3.900 2.000 3.900 4.000 4.250					
				320-0452-100		93.00					
Ø 93.00										22	
8140.67.2500		05.1989→		D[AN]		4 2499 ccm		55 kW 75 PS		22:1 92 mm	
S8U 742		05.1989→		D[AN]		4 2499 ccm		53 kW 72 PS		22:1 92 mm	
S8U 750		05.1989→		D[AN]		4 2499 ccm		53 kW 72 PS		22:1 92 mm	
S8U 752		05.1989→		D[AN]		4 2499 ccm		53 kW 72 PS		22:1 92 mm	
4 93.00				001,P,CR,KV1 023,P,STD 231,P,CR,STD		3.000 3.900 2.000 3.900 3.000 3.850					
				320-0474-100		93.00					
Ø 93.00										23	
8140.67.2580		08.1999→		D[AN]		4 2499 ccm		55 kW 75 PS		18.5:1 92 mm	
4 93.00				008,15°,P,CR,KV1 023,P,STD 231,P,CR,STD		3.000 3.900 2.000 3.900 3.000 3.850					
				320-0451-100 320-0451-102		93.00 93.60					