







**RABA**





	B/D		Cyl.	ccm	kW	PS	Compr. Ratio	Pos.
1	2	3	4	5	6	7	8	9
D 10 TC Euro 2	D[LA]	121.000	6	10350 ccm	-	-	-	4
D 10 UT 150 Euro 1	D[LA]	121.000	6	10350 ccm	150 kW	204 PS	15.2:1	3
D 2156 HM 2	D [AN]	121.000	6	10344 ccm	141-169 kW	192-230 PS	17:1	1
D 2156 HM 3	D [AN]	121.000	6	10344 ccm	141-169 kW	192-230 PS	17:1	1
D 2156 HM 9	D [AN]	121.000	6	10344 ccm	141-169 kW	192-230 PS	17:1	1
D 2156 HMN 3	D [AN]	121.000	6	10344 ccm	141-169 kW	192-230 PS	17:1	1
D 2156 HMN 9	D [AN]	121.000	6	10344 ccm	141-169 kW	192-230 PS	17:1	1
D 2156 HNY	D [AN]	121.000	6	10344 ccm	141-169 kW	192-230 PS	17:1	1
D 2156 MNY	D [AN]	121.000	6	10344 ccm	141-169 kW	192-230 PS	17:1	1
D 2156 MT 2	D [A]	121.000	6	10344 ccm	188 kW	256 PS	17:1	2
D 2156 MTN 1	D [A]	121.000	6	10344 ccm	188 kW	256 PS	16.5:1	2
D 2156 MTN 6	D [A]	121.000	6	10344 ccm	184 kW	250 PS	17:1	2
D 2156 MTX	D [A]	121.000	6	10344 ccm	188 kW	256 PS	16.5:1	2
D 2156MYN	D [AN]	121.000	6	10344 ccm	141-169 kW	192-230 PS	17:1	1
D 2356 HM 6 U	D [AN]	123.000	6	10690 ccm	169 kW	230 PS	17:1	5
D 2356 HM 9	D [AN]	123.000	6	10690 ccm	169 kW	230 PS	17:1	5
D 2356 HMN 2	D [AN]	123.000	6	10690 ccm	169 kW	230 PS	17:1	5
D 2356 HMN 6	D [AN]	123.000	6	10690 ccm	173 kW	235 PS	17:1	5

**RABA**

	YEAR		B/D	Pos.		YEAR		B/D	Pos.
1	2	3	4	5	1	2	3	4	5
190	1966	D 2156 HM 2	D	1	280	1966	D 2156 MYN	D	1
190	1966	D 2156 HM 3	D	1	574	1968	D 2356 HMN 6	D	5
190	1966	D 2156 HM 9	D	1	831	1973	D 2156 MT 2	D	2
190	1966	D 2156 HMN 3	D	1	831	1973	D 2156 MTN 1	D	2
190	1966	D 2156 HMN 9	D	1	831	1973	D 2156 MTX	D	2
190	1966	D 2156 HNY	D	1	832	1973	D 2156 MT 2	D	2
190	1966	D 2156 MNY	D	1	832	1973	D 2156 MTN 1	D	2
190	1966	D 2156 MYN	D	1	832	1973	D 2156 MTX	D	2
216	1966	D 2156 HM 2	D	1	833	1973	D 2156 MT 2	D	2
216	1966	D 2156 HM 3	D	1	833	1973	D 2156 MTN 1	D	2
216	1966	D 2156 HM 9	D	1	833	1973	D 2156 MTX	D	2
216	1966	D 2156 HMN 3	D	1	833	1968	D 2356 HM 6 U	D	5
216	1966	D 2156 HMN 9	D	1	833	1968	D 2356 HM 9	D	5
216	1966	D 2156 HNY	D	1	833	1968	D 2356 HMN 2	D	5
216	1966	D 2156 MNY	D	1	833	1968	D 2356 HMN 6	D	5
216	1966	D 2156 MYN	D	1	836	1968	D 2356 HM 9	D	5
230	1966	D 2156 HM 2	D	1	836	1968	D 2356 HMN 2	D	5
230	1966	D 2156 HM 3	D	1	836	1968	D 2356 HMN 6	D	5
230	1966	D 2156 HM 9	D	1	853	1973	D 2156 MT 2	D	2
230	1966	D 2156 HMN 3	D	1	853	1973	D 2156 MTN 1	D	2
230	1966	D 2156 HMN 9	D	1	853	1973	D 2156 MTX	D	2
230	1966	D 2156 HNY	D	1	ENGINE	1995	D 10 UT 150 Euro	D	3
230	1966	D 2156 MNY	D	1	ENGINE	1997	D 10 TC Euro 2	D	4
230	1966	D 2156 MYN	D	1	IK-130	1966	D 2156 HM 2	D	1
250	1966	D 2156 HM 2	D	1	IK-130	1966	D 2156 HM 3	D	1
250	1966	D 2156 HM 3	D	1	IK-130	1966	D 2156 HM 9	D	1
250	1966	D 2156 HM 9	D	1	IK-130	1966	D 2156 HMN 3	D	1
250	1966	D 2156 HMN 3	D	1	IK-130	1966	D 2156 HMN 9	D	1
250	1966	D 2156 HMN 9	D	1	IK-130	1966	D 2156 HNY	D	1
250	1966	D 2156 HNY	D	1	IK-130	1966	D 2156 MNY	D	1
250	1966	D 2156 MNY	D	1	IK-130	1966	D 2156 MYN	D	1
250	1966	D 2156 MYN	D	1	IK-132	1966	D 2156 HM 2	D	1
255	1966	D 2156 HM 2	D	1	IK-132	1966	D 2156 HM 3	D	1
255	1966	D 2156 HM 3	D	1	IK-132	1966	D 2156 HM 9	D	1
255	1966	D 2156 HM 9	D	1	IK-132	1966	D 2156 HMN 3	D	1
255	1966	D 2156 HMN 3	D	1	IK-132	1966	D 2156 HMN 9	D	1
255	1966	D 2156 HMN 9	D	1	IK-132	1966	D 2156 HNY	D	1
255	1966	D 2156 HNY	D	1	IK-132	1966	D 2156 MNY	D	1
255	1966	D 2156 MNY	D	1	IK-132	1966	D 2156 MYN	D	1
255	1966	D 2156 MYN	D	1	IK-4	1966	D 2156 HM 2	D	1
256	1966	D 2156 HM 2	D	1	IK-4	1966	D 2156 HM 3	D	1
256	1966	D 2156 HM 3	D	1	IK-4	1966	D 2156 HM 9	D	1
256	1966	D 2156 HM 9	D	1	IK-4	1966	D 2156 HMN 3	D	1
256	1966	D 2156 HMN 3	D	1	IK-4	1966	D 2156 HMN 9	D	1
256	1966	D 2156 HMN 9	D	1	IK-4	1966	D 2156 HNY	D	1
256	1966	D 2156 HNY	D	1	IK-4	1966	D 2156 MNY	D	1
256	1966	D 2156 MNY	D	1	IK-4	1966	D 2156 MYN	D	1
256	1966	D 2156 MYN	D	1	IK-5	1966	D 2156 HM 2	D	1
260	1966	D 2156 HM 2	D	1	IK-5	1966	D 2156 HM 3	D	1
260	1966	D 2156 HM 3	D	1	IK-5	1966	D 2156 HM 9	D	1
260	1966	D 2156 HM 9	D	1	IK-5	1966	D 2156 HMN 3	D	1
260	1966	D 2156 HMN 3	D	1	IK-5	1966	D 2156 HMN 9	D	1
260	1966	D 2156 HMN 9	D	1	IK-5	1966	D 2156 HNY	D	1
260	1966	D 2156 HNY	D	1	IK-5	1966	D 2156 MNY	D	1
260	1966	D 2156 MNY	D	1	IK-5	1966	D 2156 MYN	D	1
260	1966	D 2156 MYN	D	1	IK-6	1966	D 2156 HM 2	D	1
280	1966	D 2156 HM 2	D	1	IK-6	1966	D 2156 HM 3	D	1
280	1966	D 2156 HM 3	D	1	IK-6	1966	D 2156 HM 9	D	1



RABA

	YEAR		B/D	Pos.		YEAR		B/D	Pos.
280	1966	D 2156 HM 9	D	1	IK-6	1966	D 2156 HMN 3	D	1
280	1966	D 2156 HMN 3	D	1	IK-6	1966	D 2156 HMN 9	D	1
280	1966	D 2156 HMN 9	D	1	IK-6	1966	D 2156 HNY	D	1
280	1966	D 2156 HNY	D	1	IK-6	1966	D 2156 MNY	D	1
280	1966	D 2156 MNY	D	1	IK-6	1966	D 2156 MYN	D	1

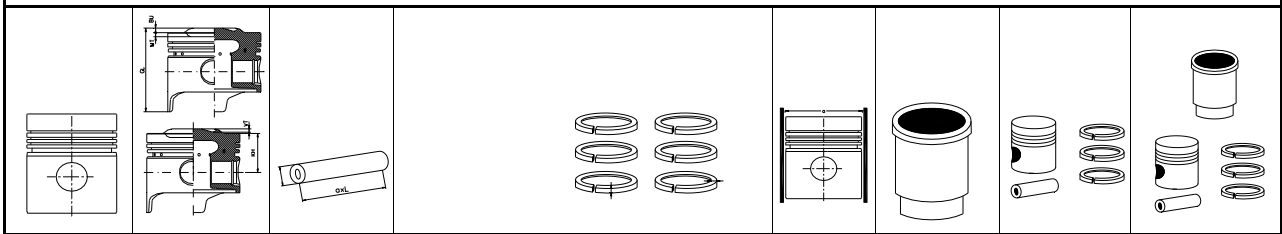


RABA

1	2	3	4	5	6	7	8	9	10
O 121.00									
1									
D 2156 HM 2		1966→	D [AN]	6	10344 ccm	141-169 kW	192-230 PS	17:1	150mm
D 2156 HM 3		1966→	D [AN]	6	10344 ccm	141-169 kW	192-230 PS	17:1	150mm
D 2156 HM 9		1966→	D [AN]	6	10344 ccm	141-169 kW	192-230 PS	17:1	150mm
D 2156 HMN 3		1966→	D [AN]	6	10344 ccm	141-169 kW	192-230 PS	17:1	150mm
D 2156 HMN 9		1966→	D [AN]	6	10344 ccm	141-169 kW	192-230 PS	17:1	150mm
D 2156 HNY		1966→	D [AN]	6	10344 ccm	141-169 kW	192-230 PS	17:1	150mm
D 2156 MNY		1966→	D [AN]	6	10344 ccm	141-169 kW	192-230 PS	17:1	150mm
D 2156 MYN		1966→	D [AN]	6	10344 ccm	141-169 kW	192-230 PS	17:1	150mm
6 121.00	GL 162.0 KH 94.0 MT -48.8 G	45.0 102.0	008,15°,P,CR,KV1 005,P,STD 023,P,STD 231,P,CR,STD	3.500 3.000 3.000 5.500	5.000 5.000 5.000 4.950		 A=125.99 C=132.0 L=287.0 H=8.0		
110-0036-200		210-0036-000		320-0036-200		121.0	410-0036-000	510-0036-200	540-0036-200
110-0036-201		210-0036-000		320-0036-201		121.5	-	510-0036-201	-
O 121.00									
2									
D 2156 MT 2		1973→	D [A]	6	10344 ccm	188 kW	256 PS	17:1	150mm
D 2156 MTN 1		1973→	D [A]	6	10344 ccm	188 kW	256 PS	16.5:1	150mm
D 2156 MTX		1973→	D [A]	6	10344 ccm	188 kW	256 PS	16.5:1	150mm
6 121.00	GL 162.0 KH 94.0 MT -48.8 VT1 -2.4 VT2 -2.4 G	45.0 102.0	008,15°,P,CR,KV1 005,P,STD 023,P,STD 231,P,CR,STD	3.500 3.000 3.000 5.500	5.000 5.000 5.000 4.950		 A=125.99 C=132.0 L=287.0 H=8.0		
110-0036-100		210-0036-000		320-0036-200		121.0	410-0036-000	510-0036-100	540-0036-100
110-0036-101		210-0036-000		320-0036-201		121.5	-	510-0036-101	-
O 121.00									
3									
D 10 UT 150 Euro 1		1995→	D[LA]	6	10350 ccm	150 kW	204 PS	15.2:1	150mm
6 121.00			008,15°,P,CR,KV1 005,P,STD 231,P,CR,STD	3.500 2.000 3.500	5.000 5.000 4.450				
				320-0424-000		121.000			
O 121.00									
4									
D 10 TC Euro 2		1997→	D[LA]	6	10350 ccm				150mm
6 121.00			008,15°,P,CR,KV1 005,P,STD 231,P,CR,STD	3.500 2.000 3.500	5.000 5.000 4.450				
				320-0424-000		121.000			



RABA



O 123.00								5
D 2356 HM 6 U	1968→	D [AN]	6	10690 ccm	169 kW	230 PS	17:1	150mm
D 2356 HM 9	1968→	D [AN]	6	10690 ccm	169 kW	230 PS	17:1	150mm
D 2356 HMN 2	1968→	D [AN]	6	10690 ccm	169 kW	230 PS	17:1	150mm
D 2356 HMN 6	1968→	D [AN]	6	10690 ccm	173 kW	235 PS	17:1	150mm

<p>6 123.00</p>	GL 162.0	45.0	008,15°,P,CR,KV1	3.500	5.000	<p>A=125.99 C=132 L=287 H=8.03</p>	<p>110-0122-100</p>	<p>210-0036-000</p>	<p>320-0122-000</p>	<p>123.00</p>	<p>410-0431-000</p>	<p>510-0122-100</p>	<p>540-0122-100</p>
	KH 94.0	102.0	005,P,STD	3.000	5.000								
	MT -50.5		023,P,STD	3.000	5.000								
	RTK		231,P,CR,STD	5.500	5.150								
	LOX												
	G												

<p>6 123.00</p>	GL 162.0	45.0	008,15°,P,CR,KV1	3.500	5.000	<p>A=125.99 C=132 L=287 H=8.03</p>	<p>110-0122-000</p>	<p>210-0036-000</p>	<p>320-0122-000</p>	<p>123.00</p>	<p>410-0431-000</p>	<p>510-0122-000</p>	<p>540-0122-000</p>
	KH 94.0	102.0	005,P,STD	3.000	5.000								
	MT -50.5		023,P,STD	3.000	5.000								
	LOX		231,P,CR,STD	5.500	5.150								
	G												