









**OPEL**

	B/D		Cyl.	ccm	kW	PS	Compr. Ratio	Pos.
12 N	B[C]	79.00	4	1196 ccm	38-40 kW	52-54 PS	9.1:1	13
12 NC	B[C]	79.00	4	1196 ccm	33 kW	45 PS	7.8:1	14
12 NZ KAT	B{B}	72.00	4	1196 ccm	33 kW	45 PS	9:1	1
12 S	B[C]	79.00	4	1196 ccm	44 kW	60 PS	9.1:1	13
12 S	B[C]	79.00	4	1196 ccm	44 kW	60 PS	9.1:1	14
12 SC	B[C]	79.00	4	1196 ccm	40 kW	55 PS	9:1	14
13 N	B[C]	75.00	4	1297 ccm	39-44 Kw	53-60 PS	8.2:1	8
13 NB KAT	B[C]	75.00	4	1297 ccm	44 kW	60 PS	8.2:1	8
13 S	B[C]	75.00	4	1297 ccm	42-55 kW	57-75 PS	9.2:1	9
13 SB	B[C]	75.00	4	1297 ccm	51 kW	70 PS	9.2:1	9
14 NV	B[C]	77.60	4	1389 ccm	53-55 kW	72-75 PS	9.4:1	10
14 NVH	B[C]	77.60	4	1389 ccm	55 kW	75 PS	9.4:1	10
16 D	D[AN]	80.00	4	1598 ccm	40 kW	54 PS	23:1	24
16 DA	D[AN]	80.00	4	1598 ccm	40 kW	54 PS	23:1	24
16 LZ KAT	B[B]	79.00	4	1598 ccm	55 kW	75 PS	8.6:1	16
16 N	B	85.00	4	1584 ccm	50 kW	68 PS	8.2:1	32
16 S	B	85.00	4	1584 ccm	55 kW	75 PS	8.2:1	32
16 SH	B[C]	80.00	4	1598 ccm	66 kW	90 PS	9.2:1	23
16 SV KAT	B[C]	79.00	4	1598 ccm	60 kW	82 PS	10:1	15
17 D	D[AN]	82.50	4	1699 ccm	42 kW	57 PS	23:1	26
17 DR	D[AN]	82.50	4	1699 ccm	44 kW	60 PS	23:1	26
18 E	B[LE]	84.80	4	1796 ccm	85 kW	115 PS	9.5:1	31
18 N	B[C]	84.80	4	1796 ccm	55 kW	75 PS	8.2:1	27
18 NV	B[C]	84.80	4	1796 ccm	60 kW	82 PS	9.2:1	29
18 S	B[C]	84.80	4	1796 ccm	66 kW	90 PS	9.2:1	28
18 SHE KAT	B[LE]	84.80	4	1796 ccm	85 kW	115 PS	10:1	31
18 SV	B[C]	84.80	4	1796 ccm	66 kW	90 PS	10:1	31
18 L	B[C]	84.80	4	1796 ccm	51 kW	69 PS	8.2:1	27
20 E CIH	B [L]	95.00	4	1979 ccm	81-85 kW	110-115 PS	9.6:1	40
20 N	B[C]	95.00	4	1979 ccm	66 kW	90 PS	8.1:1	39
20 S	B [C]	95.00	4	1979 ccm	72-85 kW	98-115 PS	9:1	40
20 SE	B[M]	86.00	4	1998 ccm	90 kW	122 PS	10:1	33
20 SEH	B[M]	86.00	4	1998 ccm	95 kW	129 PS	10:1	33
20 XE KAT	B[M]	86.00	4	1998 ccm	115 kW	156 PS	10.5:1	33
20 XEH 4V KAT	B[M]	86.00	4	1998 ccm	115 kW	156 PS	10.5:1	35
23 D	D[AN]	92.00	4	2260 ccm	48-52 kW	65-71 PS	22:1	38
23 YD	D[AN]	92.00	4	2260 ccm	54 kW	73 PS	22:1	38
30 E	B [L]	95.00	6	2969 ccm	132 kW	180 PS	9.4:1	40
30 H	B [C2]	95.00	6	2969 ccm	110 kW	150 PS	9.25:1	40
C 12 NZ KAT	B[B]	72.00	4	1196 ccm	33 kW	45 PS	9.1:1	1
C 14 NZ KAT	B[B]	77.60	4	1389 ccm	44 kW	60 PS	9.4:1	10
C 14 SE KAT	B[B]	77.60	4	1389 ccm	60 kW	82 PS	9.8:1	11
C 16 NZ KAT	B[B]	79.00	4	1598 ccm	55 kW	75 PS	9.2:1	17
C 16 SE KAT	B[B]	79.00	4	1598 ccm	74 kW	100 PS	10:1	15
C 18 NZ KAT	B[B]	84.80	4	1796 ccm	66 kW	90 PS	9.2:1	29
C 20 NE KAT	B[M]	86.00	4	1998 ccm	85 kW	115 PS	9.2:1	34
C 20 XE 4V KAT	B[M]	86.00	4	1998 ccm	110 kW	150 PS	10.5:1	35
C 30 NE KAT	B [M]	95.00	6	2969 ccm	130 kW	177 PS	9.2:1	41
E 16 NZ KAT	B[B]	79.00	4	1598 ccm	55 kW	75 PS	9.2:1	17
E 16 SE	B[LE]	79.00	4	1598 ccm	74 kW	100 PS	10:1	15
E 18 NV	B[C]	84.80	4	1796 ccm	62 kW	84 PS	9.2:1	29
E 18 NVR	B[B]	84.80	4	1796 ccm	65 kW	88 PS	8.8:1	30
F 8Q-676	D	80.00	4	1870 ccm			21.5:1	25
F 8Q-678	D	80.00	4	1870 ccm			21.5:1	25
F 8Q-714	D	80.00	4	1870 ccm			21.5:1	25
F 8Q-730	D	80.00	4	1870 ccm			21.5:1	25





**OPEL**


	B/D		Cyl.	ccm	kW	PS	Compr. Ratio	Pos.
F 8Q-732	D	80.00	4	1870 ccm			21.5:1	25
X 10XE	B	72.50	3	973 ccm	40 kW	54 PS	10:1	3
X 12 SZ KAT	B{BI}	72.00	4	1196 ccm	33 kW	45 PS	10:1	2
X 12XE	B	72.50	4	1199 ccm	48 kW	65 PS	10:1	4
X 14 XE 4V KAT	B{BI}	77.60	4	1389 ccm	66 kW	90 PS	10.5:1	12
X 16 SZR KAT	B{BI}	79.00	4	1598 ccm	55 kW	75 PS	9.2:1	18
X 16 XE 4V KAT	B{BI}	79.00	4	1598 ccm	78 kW	106 PS	10.5:1	19
X 16 XEL 4V KAT	B{BI}	79.00	4	1598 ccm	74 kW	101 PS	10.5:1	19
X 17 DT TC4EE1	D{LA}	79.00	4	1686 ccm	60 kW	82 PS	22:1	22
X 17 DTL	D{AN}	82.50	4	1699 ccm	50 kW	68 PS	22:1	26
X 20 SE KAT	B{BI}	86.00	4	1998 ccm	85 kW	116 PS	9.2:1	32
X 20 XEV 4V KAT	B{BI}	86.00	4	1998 ccm	100 kW	136 PS	10.8:1	36
X 22 SE 4V KAT	B{BI}	86.00	4	2198 ccm	100-104 kW	136-141 PS	10.5:1	37
X 22 XE 4V KAT	B{BI}	86.00	4	2198 ccm	100 kW	136 PS	10.5:1	37
Y 16 XE	B	79.00	4	1598 ccm	74 kW	100 PS	10.5:1	21
Z 16 XE	B	79.00	4	1598 ccm	74 kW	100 PS	10.5:1	21
Z 16 XE1	B	79.00	4	1598 ccm	74 kW	100 PS	10.5:1	20
Z 16 XEP	B	79.00	4	1598 ccm	74 kW	100 PS	10.5:1	20
Z 10 XEP	B	73.40	3	1000 ccm	44 kW	60 PS	10.5:1	5
Z 12 XEP	B	73.40	4	1229 ccm	59 kW	80 PS	10.5:1	6
Z 14 XEP	B	73.40	4	1364 ccm	66 kW	90 PS	10.5:1	7


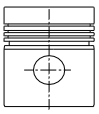
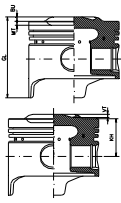
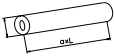

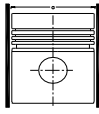
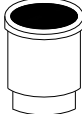

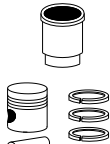






**OPEL**


	YEAR		B/D	Pos		YEAR		B/D	Pos.
Agila 1.0i 12V	09.2003→	Z 10XEP	B	5	Astra G Cabrio 1.6 16V	03.2001→	X 16 XE 4V KAT	B	19
Agila 1.2i 16V	07.2004→	Z 12XEP	B	6	Astra G Convertible 1.6 16V	03.2001→10.2005	Z 16 XE	B	21
Arena 1.9 D	03.1998→	F8Q-676	D	25	Astra G Estate 1.6 16V	02.1998→07.2004	Z 16 XE	B	21
Arena 1.9 D	03.1998→	F8Q-678	D	25	Astra G Hatchback 1.6 16V	02.1998→01.2005	Z 16 XE	B	21
Arena 1.9 D	03.1998→	F8Q-714	D	25	Astra G Saloon 1.6 16V	09.1998→01.2005	Z 16 XE	B	21
Arena 1.9 D	03.1998→	F8Q-730	D	25	Astra H 1.4i 16V	03.2004→	Z14 XEP	B	7
Arena 1.9 D	03.1998→	F8Q-732	D	25	Astra H1.2i 16V	03.2004→	Z 12XEP	B	6
Ascona A 1.2	04.1972→08.1975	12 S	B	13	Calibra 2.0i	06.1990→07.1997	C 20 NE KAT	B	34
Ascona B 1.2	08.1976→02.1979	12 N	B	13	Calibra 2.0i 16V	06.1990→02.1994	C 20 XE 4V KAT	B	35
Ascona B 1.2	09.1975→02.1979	12 S	B	13	Calibra 2.0i 16V	02.1994→07.1997	X 20 XEV 4V KAT	B	36
Ascona B 1.3	03.1979→08.1981	13 N	B	8	Combo 1.2	07.1994→10.2001	C 12 NZ KAT	B	1
Ascona B 1.3	08.1979→08.1981	13 S	B	9	Combo 1.2	07.1994→10.2001	X 12 SZ KAT	B	1
Ascona C 1.3	09.1981→08.1986	13 N	B	8	Combo 1.2	07.1994→10.2001	X 12 SZ KAT	B	2
Ascona C 1.3	09.1981→08.1988	13 S	B	9	Combo 1.4	07.1994→10.2001	C 14 NZ KAT	B	10
Ascona C 1.6	09.1981→08.1986	16 SH	B	23	Combo 1.4	07.1994→10.2001	C 14 SE KAT	B	11
Ascona C 1.6	09.1986→08.1988	16 SV KAT	B	15	Combo 1.4 16V	08.1999→10.2001	X 14 XE 4V KAT	B	12
Ascona C 1.6	1986→	16 LZ KAT	B	16	Combo 1.4i 16V	09.2004→	Z14 XEP	B	7
Ascona C 1.6	1988→1989	C 16 NZ KAT	B	17	Combo 1.7 D	07.1994→	17 DR	D	26
Ascona C 1.6	09.1987→08.1988	E 16 NZ KAT	B	17	Corsa 1.0	1997→	X 10XE	B	3
Ascona C 1.6 D	03.1982→08.1988	16 DA	D	24	Corsa 1.2	1998→	X 12XE	B	4
Ascona C 1.8	09.1982→1985	18L	B	27	Corsa A 1.2	01.1985→10.1989	12 NC	B	14
Ascona C 1.8	09.1982→	18 S	B	28	Corsa A 1.2	09.1989→03.1993	C 12 NZ KAT	B	1
Ascona C 1.8	09.1987→08.1988	E 18 NV	B	29	Corsa A 1.3	09.1985→10.1989	13 NB KAT	B	8
Ascona C 2.0i	03.1987→08.1988	20 SEH	B	33	Corsa A 1.3	09.1982→10.1987	13 S	B	9
Ascona C 2.0i	09.1986→08.1988	C 20 NE KAT	B	34	Corsa A 1.3	09.1982→10.1989	13 SB	B	9
Askona A 1.6N	10.1970→02.1975	16 N	B	32	Corsa A 1.4	01.1990→03.1993	14 NV	B	10
Askona A 1.6S	10.1970→02.1975	16 S	B	32	Corsa A 1.4	01.1990→03.1993	C 14 NZ KAT	B	10
Askona A VOYAGE 1.6N	10.1970→02.1975	16 N	B	32	Corsa A 1.4	09.1991→03.1993	C 14 SE KAT	B	11
Askona A VOYAGE 1.6S	10.1970→02.1975	16 S	B	32	Corsa A 1.6 GSI	02.1992→03.1993	C 16 SE KAT	B	15
Askona B 2.0	08.1977→08.1981	20 N	B	39	Corsa A 1.6 GSI	05.1988→03.1992	E 16 SE	B	15
Askona B 2.0	08.1977→08.1981	20 S	B	40	Corsa A 1.6 GSI	08.1988→09.1992	C 16 NZ KAT	B	17
Askona B 2.0	08.1979→08.1981	20 E CIH	B	40	Corsa B 1.2	03.1993→09.2000	C 12 NZ KAT	B	1
Askona B 2.0 D	08.1978→08.1981	20 D	D	38	Corsa B 1.2	03.1993→09.2000	X 12 SZ KAT	B	1
Astra 1.2	1998→	X 12XE	B	4	Corsa B 1.2	03.1993→09.2000	X 12 SZ KAT	B	2
Astra F 1.4	09.1991→09.1993	14 NV	B	10	Corsa B 1.2i	03.1993→09.2000	12 NZ KAT	B	1
Astra F 1.4 Si	03.1992→09.1998	C 14 SE KAT	B	11	Corsa B 1.4 16V	09.1994→09.2000	X 14 XE 4V KAT	B	12
Astra F 1.4i	09.1991→01.1999	C 14 NZ KAT	B	10	Corsa B 1.4i	03.1993→10.1996	C 14 NZ KAT	B	10
Astra F 1.4i 16V	01.1996→09.1998	X 14 XE 4V KAT	B	12	Corsa B 1.4i	03.1993→09.2000	C 14 SE KAT	B	11
Astra F 1.6 Si	03.1992→12.1994	C 16 SE KAT	B	15	Corsa B 1.6 16V	09.1994→09.2000	X 16 XE 4V KAT	B	19
Astra F 1.6i	08.1991→08.1996	C 16 NZ KAT	B	17	Corsa B 1.6i	08.1992→02.1993	C 16 SE KAT	B	15
Astra F 1.6i	01.1996→09.1998	X 16 SZR KAT	B	18	Corsa C 1.0i 12V	09.2003→	Z 10XEP	B	5
Astra F 1.6i 16V	08.1994→09.1998	X 16 XEL 4V KAT	B	19	Corsa C 1.2i 16V	07.2004→	Z 12XEP	B	6
Astra F 1.7 D	12.1991→09.1992	17 D	D	26	Corsa C 1.4i 16V	09.2003→	Z14 XEP	B	7
Astra F 1.7 D	07.1992→01.1999	17 DR	D	26	Corsa D 1.0i 16V	09.2006→	Z 10XEP	B	5
Astra F 1.7 TD	12.1991→09.1998	X 17 DT TC4EE1	D	22	Corsa D 1.2i 16V	07.2006→	Z 12XEP	B	6
Astra F 1.7 TD	08.1994→01.1999	X 17 DTL	D	26	Corsa D 1.4i 16V	09.2006→	Z14 XEP	B	7
Astra F 1.8i	01.1991→09.1998	C 18 NZ KAT	B	29	Frontera A 2.0i	03.1992→10.1998	X 20 SE KAT	B	33
Astra F 2.0i	09.1991→09.1998	C 20 NE KAT	B	34	Frontera A 2.0i	03.1992→10.1998	C 20 NE KAT	B	34
Astra F 2.0i 16V	09.1991→01.1998	C 20 XE 4V KAT	B	35	Frontera A 2.2 16V	03.1995→10.1998	X 22 XE 4V KAT	B	37
Astra F 2.0i 16V	02.1995→09.1998	X 20 XEV 4V KAT	B	36	Frontera B 2.2 16V	10.1998→	X 22 XE 4V KAT	B	37
Astra G 1.4 16V	02.1998→	X 14 XE 4V KAT	B	12	Kadett B 1.2	08.1971→08.1973	12 S	B	13
Astra G 1.4i 16V	09.2003→03.2004	Z14 XEP	B	7	Kadett C CITY 1.6 S	05.1977→07.1979	16 S	B	32
Astra G 1.6	02.1998→09.2000	X 16 SZR KAT	B	18	Kadett C Coupe 1.6 S	05.1977→07.1979	16 S	B	32
Astra G 1.6i 16V	02.1998→	X 16 XEL 4V KAT	B	19	Kadett C 1.2	08.1973→07.1979	12 N	B	13
Astra G 1.7 TD	02.1998→08.2000	X 17 DTL	D	26	Kadett C 1.2	08.1973→07.1979	12 S	B	13
Astra G 2.0 16V	02.1998→	X 20 XEV 4V KAT	B	36	Kadett C 1.6 S	05.1977→07.1979	16 S	B	32


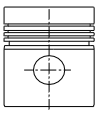
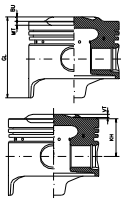
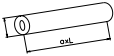


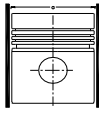
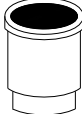

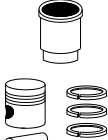
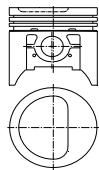

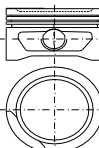

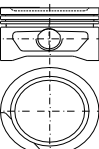

**OPEL**


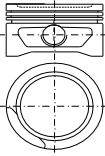
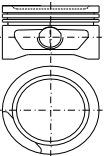
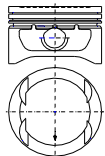
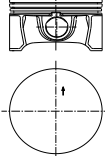
	YEAR		B/D	Pos		YEAR		B/D	Pos.
Kadett C CARAVAN 1.6 S	05.1977→07.1979	16 S	B	32	Omega A 2.0	09.1986→03.1994	20 SE	B	33
Kadett D 1.2	08.1979→07.1982	12 N	B	13	Omega A 2.0	09.1986→03.1994	C 20 NE KAT	B	34
Kadett D 1.2	08.1979→08.1984	12 S	B	13	Omega A 3.0	03.1987→03.1994	C 30 NE KAT	B	41
Kadett D 1.3	08.1979→08.1984	13 N	B	8	Omega B 2.0	03.1994→09.1999	X 20 SE KAT	B	33
Kadett D 1.3	08.1979→08.1984	13 S	B	9	Omega B 2.0 16V	03.1994→09.1999	X 20 XEV 4V KAT	B	36
Kadett D 1.6	09.1981→08.1984	16 SH	B	23	Rekord D 2.0	09.1975→08.1977	20 S	B	40
Kadett D 1.6 D	03.1982→08.1984	16 D	D	24	Rekord D 2.0 D	08.1974→08.1977	20 D	D	38
Kadett D 1.8	02.1983→08.1984	18 E	B	31	Rekord D CARAVAN 2.0 D	08.1974→08.1977	20 D	D	38
Kadett E 1.2	09.1984→07.1986	12 SC	B	14	Rekord E 1.8	11.1982→08.1986	18 N	B	27
Kadett E 1.3	09.1984→08.1991	13 N	B	8	Rekord E 1.8	11.1982→08.1986	18 S	B	28
Kadett E 1.3	09.1984→08.1991	13 NB KAT	B	8	Rekord E 2.0	08.1977→08.1986	20 S	B	40
Kadett E 1.3	09.1984→02.1993	13 S	B	9	Rekord E 2.0	09.1977→10.1984	20 E CIH	B	40
Kadett E 1.4	01.1990→08.1991	14 NV	B	10	Rekord E 2.0 D	09.1977→10.1982	20 D	D	38
Kadett E 1.4	01.1990→07.1994	C 14 NZ KAT	B	10	Rekord E 2.0 D	09.1977→10.1982	20 N	B	39
Kadett E 1.4 S Cabriolet	08.1990→02.1993	14 NV	B	10	Rekord E CARAVAN 2.0 D	09.1977→10.1982	20 D	D	38
Kadett E 1.6	09.1984→08.1986	16 SH	B	23	Senator A 2.0	03.1983→10.1984	20 E CIH	B	40
Kadett E 1.6	09.1986→02.1993	16 SV KAT	B	15	Senator A 3.0	02.1978→12.1986	30 E	B	40
Kadett E 1.6	1986→09.1987	16 LZ KAT	B	16	Senator A 3.0	04.1978→07.1982	30 H	B	40
Kadett E 1.6	09.1986→07.1994	C 16 NZ KAT	B	17	Senator B 3.0	01.1988→09.1993	C 30 NE KAT	B	41
Kadett E 1.6	09.1986→02.1993	E 16 NZ KAT	B	17	Sintra 2.2 16V	11.1996→04.1999	X 22 SE 4V KAT	B	37
Kadett E 1.6 D	08.1984→01.1989	16 D	D	24	Tigra 1.4 16V	07.1994→	X 14 XE 4V KAT	B	12
Kadett E 1.6 D	08.1984→12.1989	16 DA	D	24	Tigra 1.6i 16V	07.1994→	X 16 XE 4V KAT	B	19
Kadett E 1.6 S	09.1984→08.1986	16 SH	B	23	Tigra B 1.4i 16V	09.2004→	Z14 XEP	B	7
Kadett E 1.7 D	01.1989→07.1994	17 D	D	26	Vectra A 1.4	04.1988→06.1992	14 NV	B	10
Kadett E 1.8	06.1985→08.1991	C 18 NZ KAT	B	29	Vectra A 1.4	09.1993→11.1995	14 NVH	B	10
Kadett E 1.8	09.1987→08.1991	E 18 NV	B	29	Vectra A 1.6	09.1988→11.1995	C 16 NZ KAT	B	17
Kadett E 1.8	09.1984→08.1986	18 E	B	31	Vectra A 1.6	09.1988→10.1990	E 16 NZ KAT	B	17
Kadett E 2.0	09.1986→08.1991	20 SEH	B	33	Vectra A 1.7 D	09.1988→09.1992	17 D	D	26
Kadett E 2.0	12.1987→08.1991	20 XE KAT	B	33	Vectra A 1.7 D	07.1992→11.1995	17 DR	D	26
Kadett E 2.0	09.1986→02.1993	C 20 NE KAT	B	34	Vectra A 1.7 TD	03.1990→11.1995	X 17 DT TC4EE1	D	22
Kadett E 2.0 16V	03.1988→08.1991	C 20 XE 4V KAT	B	35	Vectra A 1.8	03.1990→11.1995	C 18 NZ KAT	B	29
Manta A 1.2	04.1972→08.1975	12 S	B	13	Vectra A 1.8	09.1989→10.1990	E 18 NVR	B	30
MANTA A 1.6	09.1970→08.1975	16 N	B	32	Vectra A 1.8	09.1989→10.1990	18 SV	B	31
MANTA A 1.6 S	09.1970→08.1975	16 S	B	32	Vectra A 2.0	09.1988→11.1995	20 SEH	B	33
Manta B 1.2	08.1976→07.1983	12 N	B	13	Vectra A 2.0	09.1988→11.1995	C 20 NE KAT	B	34
Manta B 1.2	09.1975→02.1979	12 S	B	13	Vectra A 2.0i 16V	02.1990→11.1995	C 20 XE 4V KAT	B	35
Manta B 1.3	03.1979→12.1980	13 N	B	8	Vectra A 2.0i 16V	06.1994→11.1995	X 20 XEV 4V KAT	B	36
Manta B 1.3	08.1979→08.1986	13 S	B	9	Vectra B 1.6i	10.1995→	X 16 SZR KAT	B	18
Manta B 1.8	07.1982→08.1987	18 S	B	28	Vectra B 1.6i 16V	10.1995→	X 16 XEL 4V KAT	B	19
Manta B 2.0	08.1977→12.1980	20 N	B	39	Vectra B 1.6i 16V	10.1995→04.2002	Y 16 XE	B	21
Manta B 2.0	08.1977→08.1984	20 S	B	40	Vectra B 1.6i 16V	10.1995→04.2002	Z 16 XE	B	21
Manta B 2.0	08.1977→08.1988	20 E CIH	B	40	Vectra B 1.7 TD	10.1995→11.1996	X 17 DT TC4EE1	D	22
Meriva	2003→	Z 16 XEP	B	20	Vectra B 2.0i 16V	10.1995→09.2000	X 20 XEV 4V KAT	B	36
Meriva	2003→	Z 16 XE1	B	20	Vectra B Estate 1.6i 16V	11.1996→07.2002	Y 16 XE	B	21
Meriva 1.4i 16V	09.2004→	Z14 XEP	B	7	Vectra B Estate 1.6i 16V	11.1996→07.2002	Z 16 XE	B	21
Meriva 1.6 16V	05.2003→	Z 16 XE	B	21	Vectra B Hatchback 1.6i 16V	10.1995→07.2002	Y 16 XE	B	21
Monza A 2.0	03.1983→10.1984	20 E CIH	B	40	Vectra B Hatchback 1.6i 16V	10.1995→07.2002	Z 16 XE	B	21
Monza A 3.0	02.1978→08.1986	30 E	B	40	Vectra C 1.6i 16V	06.2004→	Z 16 XE	B	21
Monza A 3.0	04.1978→07.1982	30 H	B	40	Vectra C Estate 1.6i 16V	06.2004→	Z 16 XE	B	21
Omega A 1.8	09.1986→08.1987	18 NV	B	29	Vectra C GTS 1.6	08.2005→	Z 16 XE	B	21
Omega A 1.8	09.1987→03.1994	E 18 NVR	B	30	Vectra C Hatchback 1.6i 16V	06.2004→	Z 16 XE	B	21
Omega A 1.8	09.1986→03.1994	18 SHE KAT	B	31	Zafira 1.6i 16V	04.1999→06.2005	Z 16 XE	B	21
Omega A 1.8	09.1986→03.1994	18 SV	B	31	Zafira 1.6i 16V	04.1999→	X 16 XEL 4V KAT	B	19


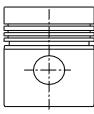
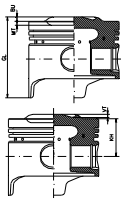
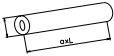

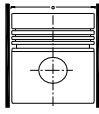



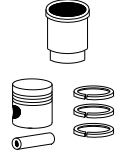
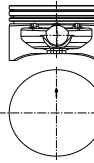
 OPEL									
1	2	3	4	5	6	7	8	9	10
O 72.00									
12 NZ KAT		1990→	B{BI}	4	1196 ccm	33 kW	45 PS	9:1	73.4 mm
C 12 NZ KAT		09.1989→	B{BI}	4	1196 ccm	33kW	45 PS	9.1:1	73.4 mm
4			001,KI,P,CR-B,KV1	1.500	3.050				
72.00			026,45',P,STD	1.500	3.050				
			231,P,CR,STD	3.000	3.700				
			320-0542-000			72.00			
			320-0542-001			72.50			
O 72.00									
X 12 SZ KAT		03.1993→	B{BI}	4	1196 ccm	33 kW	45 PS	10:1	73.4 mm
4			001,KI,P,CR-B,KV1	1.500	3.050				
72.00			026,45',P,STD	1.500	3.050				
			231,P,CR,STD	3.000	3.700				
			320-0542-000			72.00			
			320-0542-001			72.50			
O 72.50									
X 10XE / Z10XE		1997→	B	3	973 ccm	40 kW	54 PS	10:1	78.6 mm
3	GL 45.0	18.0		1.200					
72.50	KH 24.0	51.0		1.500					
	MT -1.2			2.000					
	VT -1.3								
	SN								
110-0902-000		210-0902-000	-			72.50	-	520-0902-000	-
110-0902-001		210-0902-000	-			72.75	-	520-0902-001	-
110-0902-002		210-0902-000	-			73.00	-	520-0902-002	-
O 72.50									
X 12XE / Z12XE		1998→	B	4	1199 ccm	48 kW	65 PS	10:1	72.6 mm
4	GL 45.0	18.0		1.200					
72.50	KH 24.0	51.0		1.500					
	VT -1.4			2.000					
	SN								
110-0903-000		210-0902-000	-			72.50	-	520-0903-000	-
110-0903-001		210-0902-000	-			72.75	-	520-0903-001	-
110-0903-002		210-0902-000	-			73.00	-	520-0903-002	-


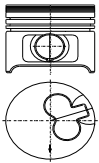
 OPEL									
									
1	2	3	4	5	6	7	8	9	10
O 73.40									5
Z10 XEP	09.2003→		B	3	1000 ccm	44 kW	60 PS	10.5:1	78.6 mm
4 73.40	GL 45.0 KH 24.0 MT -0.82 VT -1.35 VT -1.33	18.0 51.0		1.200 1.200 2.000					
	P G								
									
110-0937-000		210-0902-000	-	73.40	-	520-0937-000	-		
110-0937-001		210-0902-000	-	73.65	-	520-0937-001	-		
110-0937-002		210-0902-000	-	73.90	-	520-0937-002	-		
O 73.40									6
Z12 XEP	03.2004→		B	4	1229 ccm	59 kW	80 PS	10.5:1	72.6 mm
4 73.40	GL 45.53 KH 24.0 BU +0.53 VT -1.46 VT -1.49	18.0 51.0		1.200 1.200 2.000					
	P G								
									
110-0938-000		210-0902-000	-	73.40	-	520-0938-000	-		
110-0938-001		210-0902-000	-	73.65	-	520-0938-001	-		
110-0938-002		210-0902-000	-	73.90	-	520-0938-002	-		
O 73.40									7
Z14 XEP	09.2003→		B	4	1364 ccm	66 kW	90 PS	10.5:1	80.6 mm
4 73.40	GL 44.00 KH 23.0 MT -1.25 VT -1.33 VT -1.35	18.0 51.0		1.200 1.200 2.000					
	P G								
									
110-0939-000		210-0902-000	-	73.40	-	520-0939-000	-		
110-0939-001		210-0902-000	-	73.65	-	520-0939-001	-		
110-0939-002		210-0902-000	-	73.90	-	520-0939-002	-		
O 75.00									8
13 N	03.1979→08.1991		B[C]	4	1297 ccm	39-44 kW	53-60 PS	8.2:1	73.4 mm
13 NB KAT	09.1984→08.1991		B[C]	4	1297 ccm	44 kW	60 PS	8.2:1	73.4 mm
4 75.00				001,P,CR-B,KV1 026,45',P,STD 231,P,CR,STD	1.500 1.500 4.000	3.150 3.150 3.950			
				320-0535-000		75.000	-		
				320-0535-001		75.500	-		
				320-0535-002		76.000	-		

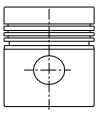
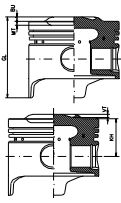

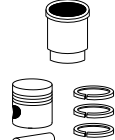
 OPEL									
1	2	3	4	5	6	7	8	9	10
O 75.00									
13 S		08.1979→02.1993	B[C]	4	1297 ccm	42-55 kW	57-75 PS	9.2:1	73.4 mm
13 SB		09.1982→10.1989	B[C]	4	1297 ccm	51 kW	70 PS	9.2:1	73.4 mm
4			001,P,CR-B,KV1	1.500	3.150				
75.00			026,45',P,STD	1.500	3.150				
			231,P,CR,STD	4.000	3.950				
			320-0535-000			75.000	-		
			320-0535-001			75.500	-		
			320-0535-002			76.000	-		
4			001,P,CR,KV1	1.750	3.150				
75.00			026,45',P,STD	2.000	3.150				
			231,P,CR,STD	4.000	3.950				
			320-0439-000			75.000			
			320-0439-001			75.500			
O 77.60									
14 NV		01.1990→03.1993	B[C]	4	1389 ccm	53-55 kW	72-75 PS	9.4:1	73.4 mm
14 NVH		09.1993→11.1995	B[C]	4	1389 ccm	55 kW	75 PS	9.4:1	73.4 mm
C 14 NZ KAT		01.1990→01.1999	B[B]	4	1389 ccm	44 kW	60 PS	9.4:1	73.4 mm
4			001,P,CR-B,KV1	1.500	3.200				
77.60			026,45',P,STD	1.500	3.200				
			231,P,CR,STD	3.000	3.750				
			320-0543-000			77.600			
O 77.60									
C 14 SE KAT		09.1991→	B[B]	4	1389 ccm	60 kW	82 PS	9.8:1	73.4 mm
4			001,P,CR-B,KV1	1.500	3.200				
77.60			026,45',P,STD	1.500	3.200				
			231,P,CR,STD	3.000	3.750				
			320-0543-000			77.600			
O 77.60									
X 14 XE 4V KAT		07.1994→	B[B]	4	1389 ccm	66 kW	90 PS	10.5:1	73.4 mm
4			001,P,CR-B,KV1	1.500	3.200				
77.60			026,45',P,STD	1.500	3.200				
			231,P,CR,STD	3.000	3.750				
			320-0543-000			77.600			
O 79.00									
12 N		08.1973→07.1983	B[C]	4	1196 ccm	38-40 kW	52-54 PS	9.1:1	61 mm
12 S		08.1971→	B[C]	4	1196 ccm	44 kW	60 PS	9.1:1	61 mm
4			001,P,CR,KV1	2.000	3.300				
79.00			005,45',P,STD	2.000	3.350				
			231,P,STD	5.000	4.150				
			320-0102-000			79.000			
			320-0102-001			79.500			


 OPEL									
									
1	2	3	4	5	6	7	8	9	10
O 79.00									14
12 NC		01.1985→10.1989	B[C]	4	1196 ccm	33 kW	45 PS	7.8:1	61 mm
12 S		09.1975→	B[C]	4	1196 ccm	44 kW	60 PS	9.1:1	61 mm
12 SC		09.1984→07.1986	B[C]	4	1196 ccm	40 kW	55 PS	9:1	61 mm
4 79.00   110-0525-000 110-0525-001 110-0525-002	GL 76.0 KH 38.0 MT -4.0 P	20.0 65.0	001,P,CR-B,KV1 005,45',P,STD 231,P,CR,STD	1.750 2.000 4.000	3.400 3.350 4.150				
		210-0525-000		320-0525-000		79.000	-	510-0525-000	
		210-0525-000		320-0525-001		79.500	-	510-0525-001	
		210-0525-000		320-0525-002		80.000	-	510-0525-002	
O 79.00									15
16 SV KAT		09.1986→05.1993	B[C]	4	1598 ccm	60 kW	82 PS	10:1	81.5 mm
C 16 SE KAT		02.1992→12.1994	B[B]	4	1598 ccm	74 kW	100 PS	10:1	81.5 mm
E 16 SE		05.1988→03.1992	B[LE]	4	1598 ccm	74 kW	100 PS	10:1	81.5 mm
4 79.00   110-0596-000 110-0596-001 110-0596-002	GL 48.4 KH 28.0 BU +0.4 MT -1.6 P	18.0 55.0	001,P,CR-B,KV1 026,45',P,STD 231,P,CR,STD	1.200 1.500 3.000	3.300 3.300 3.750				
		210-0512-000		320-0512-000		79.00	-	510-0596-000	
		210-0512-000		320-0512-001		79.50	-	510-0596-001	
		210-0512-000		-		80.00	-	-	
O 79.00									16
16 LZ KAT		1986→	B[B]	4	1598 ccm	55 kW	75 PS	8.6:1	81.5 mm
4 79.00   110-0595-000 110-0595-001 110-0595-002	GL 48.4 KH 28.0 BU +0.4 MT -3.9 P	18.0 55.0	001,P,CR-B,KV1 026,45',P,STD 231,P,CR,STD	1.200 1.500 3.000	3.300 3.300 3.750				
		210-0512-000		320-0512-000		79.00	-	510-0595-000	
		210-0512-000		320-0512-001		79.50	-	510-0595-001	
		210-0512-000		-		80.00	-	-	

 OPEL									
1	2	3	4	5	6	7	8	9	10
O 79.00									
C 16 NZ KAT		09.1986→08.1996 B[B]		4	1598 ccm	55 kW	75 PS	9.2:1	81.5 mm
E 16 NZ KAT		09.1986→02.1993 B[B]		4	1598 ccm	55 kW	75 PS	9.2:1	81.5 mm
4 79.00	GL 48.4 KH 28.0 BU +0.4 MT -2.7 P	18.0 55.0	001,P,CR-B,KV1 026,45',P,STD 231,P,CR,STD	1.200 1.500 3.000	3.300 3.300 3.750				
									
110-0512-000		210-0512-000	320-0512-000	79.00	-	510-0512-000			
110-0512-001		210-0512-000	320-0512-001	79.50	-	510-0512-001			
110-0512-002		210-0512-000	-	80.00	-	-			
O 79.00									
X 16 SZR KAT		10.1995→		B[B]	4	1598 ccm	55 kW	75 PS	9.2:1 81.5 mm
4 79.00	GL 48.4 KH 28.0 BU +0.4 MT -2.7 SN	18.0 55.0	001,P,CR-B,KV1 026,45',P,STD 231,P,CR,STD	1.200 1.500 3.000	3.300 3.300 3.750				
									
110-0901-000		210-0901-000	320-0512-000	79.00	-	510-0901-000			
110-0901-001		210-0901-000	320-0512-001	79.50	-	510-0901-001			
O 79.00									
X 16 XE 4V KAT		07.1994→		B[B]	4	1598 ccm	78 kW	106 PS	10.5:1 81.5 mm
X 16 XEL 4V KAT		08.1994→		B[B]	4	1598 ccm	74 kW	101 PS	10.5:1 81.5 mm
4 79.00	GL 51.0 KH 28.0 MT -0.8 P	18.0 55.0	001,P,CR-B,KV1 026,45',P,STD 231,P,CR,STD	1.200 1.500 3.000	3.300 3.300 3.750				
									
110-0643-000		210-0512-000	320-0512-000	79.00	-	510-0643-000			
110-0643-001		210-0512-000	320-0512-001	79.50	-	510-0643-001			
110-0643-002		210-0512-000	-	80.00	-	-			
O 79.00									
Z 16 XEP		2003→		B	4	1598 ccm	74 kW	100 PS	10.5:1
Z 16 XE1		2003→		B	4	1598 ccm	74 kW	100 PS	10.5:1
4 79.00	GL 48.73 KH 26.73 P G	18.0 52.0		1.200 1.200 2.000					
									
110-0940-000		-	-	79.000	-	-			
110-0940-001		-	-	79.250	-	-			
110-0940-002		-	-	79.500	-	-			

 OPEL									
									
1	2	3	4	5	6	7	8	9	10
O 79.00									21
Y 16 XE		10.1995→07.2002	B	4	1598 ccm	74 kW	100 PS		10.5:1
Z 16 XE		10.1995→	B	4	1598 ccm	74 kW	100 PS		10.5:1
4 79.00	GL 50.2 KH 27.2	18.0 55.0		1.200 1.500 2.500					
	SN								
110-0941-000		210-0512-000	-			79.000	-	521-0941-000	-
110-0941-001		210-0512-000	-			79.250	-	521-0941-001	-
110-0941-002		210-0512-000	-			79.500	-	521-0941-002	-
O 79.00									22
X 17 DT TC4EE1		03.1990→09.1998	D[LA]	4	1686 ccm	60 kW	82 PS	22:1	86 mm
4 79.00			001,P,CR,KV1	2.000	3.300				
			026,45',P,STD	1.500	3.300				
			231,P,CR,STD	3.000	3.750				
			320-0588-000			79.00	-		
			320-0588-001			79.50	-		
O 80.00									23
16 SH		09.1981→08.1986	B[C]	4	1598 ccm	66 kW	90 PS	9.2:1	79.5 mm
4 80.00			001,P,CR-B,KV1	1.500	3.350				
			026,45',P,STD	1.750	3.350				
			231,P,CR,STD	4.000	4.150				
			320-0313-000			80.000	-		
			320-0313-001			80.500	-		
O 80.00									24
16 D		03.1982→01.1989	D[AN]	4	1598 ccm	40 kW	54 PS	23:1	79.5 mm
16 DA		03.1982→12.1989	D[AN]	4	1598 ccm	40 kW	54 PS	23:1	79.5 mm
4 80.00			001,P,CR,KV1	2.000	3.350				
			005,45',IF,P,STD	2.000	3.350				
			231,P,CR,STD	3.000	3.750				
			320-0220-000			80.000	-		
			320-0220-001			80.500	-		
			320-0220-002			81.000	-		
O 80.00									25
F8Q-676		03.1998→	D	4	1870 ccm			21.5:1	93 mm
F8Q-678		03.1998→	D	4	1870 ccm			21.5:1	93 mm
F8Q-714		03.1998→	D	4	1870 ccm			21.5:1	93 mm
F8Q-730		03.1998→	D	4	1870 ccm			21.5:1	93 mm
F8Q-732		03.1998→	D	4	1870 ccm			21.5:1	93 mm
4 80.00			001,P,CR,KV1	2.000	3.350				
			005,45',IFU,P,STD	2.000	3.350				
			231,P,CR,STD	3.000	3.750				
			320-0624-000			80.000			

 OPEL									
1	2	3	4	5	6	7	8	9	10
O 82.50									
17 D		09.1988→07.1994	D{AN}	4	1699 ccm	42 kW	57 PS		23:1 79.5 mm
17 DR			D{AN}	4	1699 ccm	44 kW	60 PS		23:1 79.5 mm
X 17 DTL		08.1994→08.2000	D{AN}	4	1699 ccm	50 kW	68 PS		22:1 79.5 mm
4 82.50	GL 72.95 KH 44.95 MT -2.6 RTK,RK P,G,Lox	26.00 65.00	001,P,CR-B,KV1 005,45',IF,P,STD 231,P,CR,STD	2.000 2.000 3.000	3.450 3.450 3.750				
									
110-0509-000		210-0509-000	320-0509-000			82.50		510-0509-000	
110-0509-001		210-0509-000	320-0509-001			83.00		510-0509-001	
110-0509-002		210-0509-000	-			83.50		-	
O 84.80									
26									
18 L		09.1982→ 1985	B{C}	4	1796 ccm	51 kW	69 PS		8.2:1 79.5 mm
18 N		11.1982→08.1986	B{C}	4	1796 ccm	55 kW	75 PS		8.2:1 79.5 mm
4 84.80			001,P,CR-B,KV1 026,P,STD 231,P,CR,STD	1.500 1.750 4.000	3.550 3.550 4.150				
			320-0556-000			84.800			
O 84.80									
27									
18 S		07.1982→	B{C}	4	1796 ccm	66 kW	90 PS		9.2:1 79.5 mm
4 84.80			001,P,CR-B,KV1 026,P,STD 231,P,CR,STD	1.500 1.750 4.000	3.550 3.550 4.150				
			320-0556-000			84.800			
O 84.80									
28									
18 NV		09.1986→08.1987	B{C}	4	1796 ccm	60 kW	82 PS		9.2:1 79.5 mm
C 18 NZ KAT		06.1985→09.1998	B{BI}	4	1796 ccm	66 kW	90 PS		9.2:1 79.5 mm
E 18 NV		09.1987→08.1991	B{C}	4	1796 ccm	62 kW	84 PS		9.2:1 79.5 mm
4 84.80			001,P,CR-B,KV1 026,P,STD 231,P,CR,STD	1.500 1.500 3.000	3.550 3.550 3.750				
			320-0557-000			84.800			
O 84.80									
29									
E 18 NVR		09.1987→03.1994	B{BI}	4	1796 ccm	65 kW	88 PS		8.8:1 79.5 mm
4 84.80			001,P,CR-B,KV1 026,P,STD 231,P,CR,STD	1.500 1.500 3.000	3.550 3.550 3.750				
			320-0557-000			84.800			
O 84.80									
30									

 OPEL									
									
1	2	3	4	5	6	7	8	9	10
O 84.80									31
18 E		08.1986→	B[LE]	4	1796 ccm	85 kW	115 PS	9.5:1	79.5 mm
18 SHE KAT		09.1986→03.1994	B[LE]	4	1796 ccm	85 kW	115 PS	10:1	79.5 mm
18 SV		09.1986→03.1994	B[C]	4	1796 ccm	66 kW	90 PS	10:1	79.5 mm
4			001,P,CR-B,KV1	1.500	3.550				
84.80			026,P,STD	1.500	3.550				
			231,P,CR,STD	3.000	3.750				
			320-0557-000			84.800			
O 85.00									32
16 N		1970→ 1981	B	4	1584 ccm	50 kW	68 PS	8.2:1	69.8 mm
16 S		1970→ 1981	B	4	1584 ccm	55 kW	75 PS	8.2:1	69.8 mm
4			001,P,CR,STD	2.000	3.600				
85.00			005,45',P,STD	2.000	3.600				
			231,P,CR,STD	5.000	4.150				
			320-0316-000			85.000			
			320-0316-001			85.500			
			320-0316-002			86.000			
O 86.00									33
20 SE		09.1986→03.1994	B[M]	4	1998 ccm	90 kW	122 PS	10:1	86 mm
20 SEH		09.1986→11.1995	B[M]	4	1998 ccm	95 kW	129 PS	10:1	86 mm
20 XE KAT		12.1987→08.1991	B[M]	4	1998 ccm	115 kW	156 PS	10.5:1	86 mm
X 20 SE KAT		03.1992→09.1999	B[B]	4	1998 ccm	85 kW	116 PS	9.2:1	86 mm
4			001,IF,P,CR,KV1	1.500	3.600				
86.00			005,IF,P,STD	1.500	3.600				
			231,P,CR,STD	3.000	3.750				
			320-0558-000			86.000			
			320-0558-001			86.500			
O 86.00									34
C 20 NE KAT		09.1986→10.1998	B[M]	4	1998 ccm	85 kW	115 PS	9.2:1	86 mm
4			001,IF,P,CR,KV1	1.500	3.600				
86.00			005,IF,P,STD	1.500	3.600				
			231,P,CR,STD	3.000	3.750				
			320-0558-000			86.000			
			320-0558-001			86.500			
O 86.00									35
20 XEH 4V KAT			B[M]	4	1998 ccm	115 kW	156 PS	10.5:1	86 mm
C 20 XE 4V KAT		03.1988→01.1998	B[M]	4	1998 ccm	110 kW	150 PS	10.5:1	86 mm
4			001,IF,P,CR,KV1	1.500	3.600				
86.00			005,IF,P,STD	1.500	3.600				
			231,P,CR,STD	3.000	3.750				
			320-0558-000			86.000			
			320-0558-001			86.500			
O 86.00									36
X 20 XEV 4V KAT		02.1994→	B[B]	4	1998 ccm	100 kW	136 PS	10.8:1	86 mm
4			001,IF,P,CR,KV1	1.500	3.600				
86.00			005,IF,P,STD	1.500	3.600				
			231,P,CR,STD	3.000	3.750				
			320-0558-000			86.000			
			320-0558-001			86.500			

 OPEL									
1	2	3	4	5	6	7	8	9	10
O 86.00									
X 22 SE 4V KAT		11.1996→04.1999	B[Bi]	4	2198 ccm	100-104 kW	136-141 PS	10.5:1	94.6 mm
X 22 XE 4V KAT		03.1995→	B[Bi]	4	2198 ccm	100 kW	136 PS	10.5:1	94.6 mm
4			001,IF,P,CR,KV1	1.500	3.600				
86.00			005,IF,P,STD	1.500	3.600				
			231,P,CR,STD	3.000	3.750				
320-0558-000						86.000			
320-0558-001						86.500			
O 92.00									
23 D		08.1978→08.1986	D[AN]	4	2260 ccm	48-52 kW	65-71 PS	22:1	85 mm
23 YD		09.1986→03.1994	D[AN]	4	2260 ccm	54 kW	73 PS	22:1	85 mm
4			001,KI,P,CR-B,KV1	2.000	3.800				
92.00			026,45',P,STD	2.000	3.900				
			231,P,CR,STD	4.000	4.250				
320-0505-000						92.00			
4			001,KI,P,CR-B,KV1	2.000	3.800				
92.00			005,45',P,STD	2.000	3.900				
			231,P,CR,STD	4.000	4.250				
320-0505-100						92.00			
O 95.00									
20 N		08.1977→10.1982	B[C]	4	1979 ccm	66 kW	90 PS	8.1:1	69.8 mm
4			001,P,CR,KV1	2.000	4.000				
95.00			026,45',P,STD	2.000	4.000				
			231,P,CR,STD	4.000	4.250				
320-0207-000						95.000			
O 95.00									
20 E CIH		08.1977→08.1988	B [L]	4	1979 ccm	81-85 kW	110-115 PS	9.6:1	69.8 mm
20 S		09.1975→08.1986	B [C]	4	1979 ccm	72-85 kW	98-115 PS	9:1	69.8 mm
30 E		02.1978→12.1986	B [L]	6	2969 ccm	132 kW	180 PS	9.4:1	69.8 mm
30 H		04.1978→07.1982	B [C2]	6	2969 ccm	110 kW	150 PS	9.25:1	69.8 mm
4/6			001,P,CR,KV1	2.000	4.000				
95.00			026,45',P,STD	2.000	4.000				
			231,P,CR,STD	4.000	4.250				
320-0207-000						95.000			
O 95.00									
C 30 NE KAT		03.1987→03.1994	B [M]	6	2969 ccm	130 kW	177 PS	9.2:1	69.8 mm
6			001,P,CR,KV1	2.000	4.000				
95.00			026,45',P,STD	2.000	4.000				
			231,P,CR,STD	4.000	4.250				
320-0207-000						95.000			