







**NISSAN**

	B/D		Cyl.	ccm	kW	PS	Compr. Ratio	Pos.
301.00	B	80.00	4	1186 ccm			9:1	6
A12	B	73.00	4	1171 ccm	48 kW	65 PS	9:1	1
A14T	B	76.00	4	1397 ccm				5
A-428 2.8i	D	94.00	4	2820 ccm	55 kW	75 PS		16
CA 18E	B	83.00	4	1809 ccm			8.8:1	8
CA 18S	B	83.00	4	1809 ccm			8.8:1	8
CD 17	D	80.00	4	1680 ccm			22.2:1	7
CD20	D	84.50	4	1974 ccm			22.3:1	11
E1	B	73.00	4	1189 ccm				2
E16	B	76.00	4	1597 ccm			9:1	4
G18	B	85.00	4	1704 ccm			8.5:1	12
J	B	73.00	4	1299 ccm				2
J13	B	73.00	4	1299 ccm	49 kW	67 PS	8.2:1	2
J20	B	73.00	6	1973 ccm	81 kW	110 PS	8.3:1	2
K9K.700	D[LA]	76.00	4	1461 ccm	48-50 kW	65-68 PS	18.8:1	3
K9K.704	D[LA]	76.00	4	1461 ccm	48-50 kW	65-68 PS	18.8:1	3
K9K.722	D[A]	76.00	4	1461 ccm	60-63 kW	82-86 PS	18.8:1	3
K9K.750	D[LA]	76.00	4	1461 ccm	60-65 kW	82-88 PS	18.3:1	3
L 28	D	86.00	6	2753 ccm			8.3:1	13
L 28	D	86.00	6	2753 ccm			8.6:1	14
L 28 E	D	86.00	6	2753 ccm			8.6:1	14
L20B	B	85.00	4	1952 ccm			8.5:1	12
L24	B	83.00	6	2393 ccm			9:1	10
L24S	B	83.00	6	2393 ccm			9.4:1	9
SR 20DE	B	86.00	4	1998 ccm			9.5:1	15
SR 20DI	B	86.00	4	1998 ccm			9.5:1	15

**NISSAN**

	YEAR		B/D	Pos.		YEAR		B/D	Pos.
200B,910	1976→ 1978	L20B	B	<b>12</b>	March 1.5 dCi	02.2003→	K9K 700	D	<b>3</b>
610,710,810	1974→ 1978	L20B	B	<b>12</b>	March 1.5 dCi	02.2003→	K9K 704	D	<b>3</b>
Almera 1.5 dCi	10.2002→	K9K 750	D	<b>3</b>	March 1.5 dCi	02.2003→	K9K 750	D	<b>3</b>
Almera 2000(dgx)	10.1995→	CD20	D	<b>11</b>	Micra 1.5 dCi	02.2003→	K9K 700	D	<b>3</b>
Bluebird ,Cedric 240C	1971→	L24	B	<b>10</b>	Micra 1.5 dCi	02.2003→	K9K 750	D	<b>3</b>
Bluebird 1200	1960→ 1965	E1	B	<b>2</b>	Patrol 2.8D	10.1984→03.1989	A-428	D	<b>16</b>
Bluebird 1300	1965→	J13	B	<b>2</b>	Prairie	1984→	CA 18S/E	B	<b>8</b>
Bluebird 1300	1958→ 1969	J	B	<b>2</b>	Primera 2.0e LX	1993→	SR20DE	B	<b>15</b>
Bluebird 1800	1972→ 1981	G18	B	<b>12</b>	Primera 2.0e SGX	1993→	SR20DE	B	<b>15</b>
Bluebird 1800	1984→	CA 18S/E	B	<b>8</b>	Primera 2.0e SLX	1993→	SR20DE	B	<b>15</b>
Bluebird 1800 Station Wagon	1984→	CA 18S/E	B	<b>8</b>	Primera 2000 DLX	1991→	CD20	D	<b>11</b>
Cedric 2000	1966→ 1969	J20	B	<b>2</b>	Primera 2000 GS	1990→ 1993	SR20DI	B	<b>15</b>
Cedric 280C	1975→	L28	B	<b>13</b>	Primera 2000 GSX	1990→ 1993	SR20DI	B	<b>15</b>
Cherry 100	1970→ 1977	A12	B	<b>1</b>	Primera 2000 SLX	1990→ 1993	SR20DI	B	<b>15</b>
Cherry 1200	1979→ 1981	A12	B	<b>1</b>	Pulsar 140a	1974→	A14T	B	<b>5</b>
Cherry 1200 Europe(UK)	1983→ 1985	301.00	B	<b>6</b>	Pulsar 1600	1982→ 1989	E16	B	<b>4</b>
Cherry 120A	1970→ 1977	A12	B	<b>1</b>	Skyline 240K	1971→	L24	B	<b>10</b>
Cherry 1700	1982→ 1986	CD17	D	<b>7</b>	Stanza 1800	1981→ 1986	CA 18S/E	B	<b>8</b>
Cherry PF10	1974→	A14T	B	<b>5</b>	Sunny 1200	07.1973→ 1983	A12	B	<b>1</b>
Fairlady		L 28 E	B	<b>14</b>	Sunny 140Y	1974→	A14T	B	<b>5</b>
Fairlady-Z 240Z	1971→	L24	B	<b>10</b>	Sunny 1600	1985→	E16	B	<b>4</b>
Fairlady-Z 260Z	1971→	L24	B	<b>10</b>	Sunny 1700	1989→ 1991	CD17	D	<b>7</b>
Fairlady-Z 280Z	1975→	L28	B	<b>13</b>	Sunny 2000 DL,DLX	1992→	CD20	D	<b>11</b>
Kubistar 1.5 dCi	08.2003→	K9K 700	D	<b>3</b>	Sunny B110	1969→ 1975	A12	B	<b>1</b>
Kubistar 1.5 dCi	08.2003→	K9K 704	D	<b>3</b>	Sunny B110	1974→	A14T	B	<b>5</b>
Kubistar 1.5 dCi	08.2003→	K9K 722	D	<b>3</b>	Sunny Van 1700	1992→ 1995	CD17	D	<b>7</b>
Laurel		L 28	B	<b>14</b>	Trade 2.8D	10.1984→03.1989	A-428	D	<b>16</b>
Laurel 240C	1981→	L24S	B	<b>9</b>	Vanette 2.8D	10.1984→03.1989	A-428	D	<b>16</b>
Laurel 260L	1971→	L24	B	<b>10</b>	Vanette C20	1974→	A14T	B	<b>5</b>
Laurel 280L	1975→	L28	B	<b>13</b>	Violet 140J	1974→	A14T	B	<b>5</b>
Leopard	1975→	L28	B	<b>13</b>	Violet 2000	1976→ 1978	L20B	B	<b>12</b>
Leopard		L 28 E	B	<b>14</b>					



**NISSAN**

1		2		3		4		7		8		9		10	
<b>O 73.00</b>															
A12		1970→1983		B		4 1171 ccm		48 kW		65 PS		9:1		1 70 mm	
4 73.00				001,P,CR,STD 026,P,STD 231,P,CR,STD		2.000 3.200 2.000 3.300 4.000 3.850									
								<b>320-0309-000</b>		<b>73.000</b>					
<b>O 73.00</b>															
E1		1960→1965		B		4 1189 ccm								2	
J		1958→1969		B		4 1299 ccm									
J13		1965→1975		B		4 1299 ccm		49 kW		67 PS		8.2:1			
J20		1966→1969		B		6 1973 ccm		81 kW		110 PS		8.3:1			
4/6 73.00				001,P,CR,STD 026,P,STD 231,P,CR,STD		2.000 3.200 2.000 3.300 4.000 3.850									
								<b>320-0309-000</b>		<b>73.000</b>					
<b>O 76.00</b>															
K9K.700		02.2003→		D[LA]		4 1461 ccm		48-50 kW		65-68 PS		18.8:1		3 80.5 mm	
K9K.704		08.2003→		D[LA]		4 1461 ccm		48-50 kW		65-68 PS		18.8:1		80.5 mm	
K9K.722		08.2003→		D[A]		4 1461 ccm		60-63 kW		82-86 PS		18.8:1		80.5 mm	
K9K.750		10.2002→		D[LA]		4 1461 ccm		60-65 kW		82-88 PS		18.3:1		80.5 mm	
4 76.00		GL 66.00 KH 41.78 MT -14.00 VT1 -0.48 VT2 -0.28		25.0 60.0		2.000 2.000 2.500									
110-0935-000 110-0935-001		210-0935-000 210-0935-000				-		76.00 76.50		-		520-0935-000 520-0935-001		-	
<b>O 76.00</b>															
E16		1982→		B		4 1597 ccm						9:1		4 88mm	
4 76.00				001,P,CR,KV1 026,P,STD 231,P,CR,STD		1.500 3.300 1.500 3.200 4.000 3.950									
								<b>320-0535-002</b>		<b>76.00</b>					
<b>O 76.00</b>															
A14T		1974→		B		4 1397 ccm								5	
4 76.00				001,P,CR,STD 005,KI,P,STD 231,P,CR,STD		2.000 3.200 2.000 3.150 4.000 3.950									
								<b>320-0675-500</b>		<b>76.00</b>					
<b>O 80.00</b>															
301.00		1983→1985		B		4 1186 ccm						9:1		6 59mm	
4 80.00				001,P,CR,KV1 026,P,STD 231,P,CR,STD		1.500 3.350 1.750 3.350 4.000 4.150									
								<b>320-0313-000</b> <b>320-0313-001</b>		<b>80.000</b> <b>80.500</b>					



**NISSAN**

<b>O 80.00</b>												<b>7</b>	
CD 17		1982→1995		D		4 1680 ccm				22.2:1		83.6mm	
4 80.00				001,P,CR,KV1 005,P,STD 231,P,CR,STD		1.750 3.350 2.000 3.350 3.000 3.750							
				320-0278-001 320-0273-001				80.000 80.500					
<b>O 83.00</b>												<b>8</b>	
CA 18S		1983→		B		4 1809 ccm				8.8:1			
CA 18E		1983→		B		4 1809 ccm				8.8:1			
4 83.00				001,P,CR,KV1 026,P,STD 231,P,CR,STD		1.500 3.450 1.500 3.450 4.000 4.150							
				320-0560-000				83.00					
<b>O 83.00</b>												<b>9</b>	
L24S		1981→		B		6 2393 ccm				9.4:1			
6 83.00				001,P,CR,KV1 005,IF,P,STD 231,P,CR,STD		1.500 3.450 2.000 3.450 4.000 4.150							
				320-0598-000				83.00					
<b>O 83.00</b>												<b>10</b>	
L24		1971→1973		B		6 2393 ccm				9:1			
6 83.00				001,P,CR,KV1 023,P,STD 231,P,CR,STD		2.000 3.450 2.000 3.450 4.000 4.150							
				320-0375-000				83.00					
<b>O 84.50</b>												<b>11</b>	
CD20		1991→		D		4 1974 ccm				22.3:1		88mm	
4 84.50				001,IF,P,CR,KV1 005,IF,P,STD 231,P,CR,STD		2.000 3.550 2.000 3.550 3.000 3.750							
				320-0554-000				84.500					
<b>O 85.00</b>												<b>12</b>	
G18		1972→1981		B		4 1704 ccm				8.5:1		86mm	
L20B		1974→1978		B		4 1952 ccm				8.5:1		86mm	
4 84.50				001,P,CR,STD 005,P,STD 231,P,CR,STD		2.000 3.600 2.000 3.600 4.000 4.150							
				320-0331-000				85.000					
<b>O 86.00</b>												<b>13</b>	
L 28		1975→1984		D		6 2753 ccm				8.3:1			
6 86.00				001,P,CR,KV1 005,IF,P,STD 231,P,CR,STD		2.000 3.600 2.000 3.600 4.000 4.150							
				320-0158-000				86.000					



**NISSAN**

<b>O 86.00</b>										<b>14</b>	
L 28		1977→1987		D 6 2753 ccm				8.6:1			
L 28 E		1975→1984		D 6 2753 ccm				8.6:1			
6 86.00				001,IF,P,CR,KV1 1.500 3.600 005,IF,P,STD 2.000 3.600 231,P,CR,STD 4.000 4.150 <b>320-0591-000</b>		<b>86.000</b>					
<b>O 86.00</b>										<b>15</b>	
SR 20DE				B 4 1998 ccm				9.5:1		86mm	
SR 20DI				B 4 1998 ccm				9.5:1		86mm	
4 86.00				001,IF,P,CR,KV1 1.500 3.600 005,IF,P,STD 1.500 3.600 231,P,CR,STD 3.000 3.750 <b>320-0558-000</b>		<b>86.000</b>					
<b>O 94.00</b>										<b>16</b>	
A-428 2.8l				D 4 2820 ccm		55 Kw 75 PS				101.6mm	
4 94.00				001,P,CR,KV1 2.500 3.950 026,P,STD 2.500 3.950 231,P,CR,STD 4.000 4.250 <b>320-0607-000</b>		<b>94.000</b>					