









MASSEY FERGUSON

	B/D		Cyl.	ccm	kW	PS	Compr. Ratio	Pos.
4.236	D [AN]	98.480	4	3864 ccm	48-60 kW	59-80 PS	16:1	6
6.354	D [AN]	98.480	6	5794 ccm	71-82 kW	97-112 PS	16:1	8
1106C-E60TA Euro 2	D[LA]	100.000	6	5984 ccm	88-130 kW	120-175 PS	17.25:1	10
6.372.4	D[AN]	101.054	6	6100 ccm	82 kW	112 PS	16:1	12
A 3.152	D[AN]	91.480	3	2503 ccm	-	-	16.5:1	1
A 4.203	D[AN]	91.480	4	3335 ccm	43 kW	58 PS	16.5:1	1
A 4.212	D[AN]	98.480	4	3473 ccm	44 kW	60 PS	15.1:1	5
A 4.236	D [AN]	98.480	4	3864 ccm	37-65 kW	50-89 PS	16:1	6
A 4.248	D[AN]	101.054	4	4064 ccm	53-61 kW	72-83 PS	16:1	11
A 6.305	D[AN]	91.480	6	5003 ccm	55 kW	75 PS	17.4:1	1
A 6.354.1	D[A]	98.480	6	5794 ccm	82 kW	112 PS	16:1	8
A4.248.2	D	101.054	4	4065 ccm	-	-	16:1	13
AD 3.152	D[AN]	91.480	3	2490 ccm	31-42 kW	42-57 PS	18.5:1	2
AD 4.203	D[AN]	91.480	4	3335 ccm	42 kW	56 PS	19:1	2
AD 4.236	D [AN]	98.480	4	3864 ccm	48-60 kW	59-80 PS	16:1	6
AT 4.236	D [A]	98.480	4	3864 ccm	66 kW	90 PS	16:1	7
AT 6.354.4	D[A]	98.480	6	5794 ccm	-	-	16:1	9
D 3.152	D	91.480	3	2503 ccm	35 kW	47 PS	18.5:1	3
D 3.152	D	91.480	3	2503 ccm	35 kW	47 PS	18.5:1	4
D 4.203	D	91.480	4	3335 ccm	40 kW	54 PS	18.5:1	3



MASSEY FERGUSON

	YEAR		B/D	Pos.		YEAR		B/D	Pos.
Tractor 165	01.1976 → 12.1979	4.236	D	6	Tractor 175	01.1970 → 12.1976	AD 4.236	D	6
Tractor 168	01.1971 → 12.1974	4.236	D	6	Tractor 177	1965 →	A 4.236	D	6
Tractor 174	01.1973 →	A 4.236	D	6	Tractor 184	01.1973 →	A 4.236	D	6
Tractor 175	01.1969 → 12.1983	A 4.236	D	6	Tractor 185	01.1972 → 04.1982	AD 4.236	D	6
Tractor 180	01.1969 → 12.1972	A 4.236	D	6	Tractor 187	1965 →	A 4.236	D	6
Tractor 180	01.1969 → 12.1972	4.236	D	6	Tractor 206	01.1980 → 12.1988	A 4.236	D	6
Tractor 187	1965 →	4.236	D	6	Tractor 270	01.1983 →	A 4.236	D	6
Tractor 240	01.1979 → 12.1988	A 4.236	D	6	Tractor 273	→	A 4.236	D	6
Tractor 265	01.1973 → 12.1988	A 4.236	D	6	Tractor 274	01.1976 → 12.1988	A 4.236	D	6
Tractor 265	01.1973 → 12.1988	4.236	D	6	Tractor 275	01.1975 → 12.1988	4.236	D	6
Tractor 270	01.1983 →	4.236	D	6	Tractor 284	→	A 4.236	D	6
Tractor 275	01.1975 → 12.1988	A 4.236	D	6	Tractor 285	01.1974 → 12.1982	A 4.236	D	6
Tractor 283	01.1985 → 12.1997	A 4.236	D	6	Tractor 3050	→	A 4.236	D	6
Tractor 307	01.1974 → 12.1988	A 4.236	D	6	Tractor 373	1989 → 1994	A 4.236	D	6
Tractor 31	00.1961 →	A 4.236	D	6	Tractor 374	1989 → 2000	A 4.236	D	6
Tractor 3366	01.1971 →	A 4.236	D	6	Tractor 375	01.1986 → 12.1997	A 4.236	D	6
Tractor 362	01.1988 → 12.1997	A 4.236	D	6	Tractor 377	1989 → 1994	A 4.236	D	6
Tractor 383	01.1986 → 12.1997	A 4.236	D	6	Tractor 387	1989 → 1994	A 4.236	D	6
Tractor 384	1989 → 2000	A 4.236	D	6	Tractor 487	1965 →	4.236	D	6
Tractor 40 B	01.1980 → 12.1980	A 4.236	D	6	Tractor 5465	09.2003 →	1106C-E60TA	D	10
Tractor 50	01.1970 → 12.1980	A 4.236	D	6	Tractor 60	01.1974 → 12.1977	AD 4.236	D	6
Tractor 50	01.1970 → 12.1980	4.236	D	6	Tractor 6465	05.2003 →	1106C-E60TA	D	10
Tractor 50 H	01.1984 →	4.236	D	6	Tractor 6475	05.2003 →	1106C-E60TA	D	10
Tractor 565	01.1976 → 12.1988	A 4.236	D	6	Tractor 7475	02.2003 →	1106C-E60TA	D	10
Tractor 575	01.1976 → 12.1988	A 4.236	D	6	Tractor 85	01.1969 → 12.1979	A 4.236	D	6
Tractor 575	01.1976 → 12.1988	4.236	D	6	Tractor 99	→	4.236	D	6
Tractor 585	01.1976 →	A 4.236	D	6	Tractor 1100	1969 →	6.354.4	D	8
Tractor 6480	05.2003 →	1106C-E60TA	D	10	Tractor 165	1969 →	A 4.212	D	5
Tractor 6500	01.1975 → 12.1986	A 4.236	D	6	Tractor 20	1953 → 1970	AD 3.152	D	2
Tractor 685	→	A 4.236	D	6	Tractor 20	- →	A 3.152	D	1
Tractor 7465	02.2003 →	1106C-E60TA	D	10	Tractor 30	1962 →	AD 4.203	D	2
Tractor 7480	02.2003 →	1106C-E60TA	D	10	Tractor 3070	- →	AT 4.236	D	7
Tractor 7500	01.1973 →	A 4.236	D	6	Tractor 40	- →	A 4.203	D	1
Tractor 86	1962 →	4.236	D	6	Tractor 44	1961 →	A 6.354.1	D	8
Tractor 87	1965 →	A 4.236	D	6	Tractor 510	1969 →	6.354.4	D	8
Tractor 87	1965 →	4.236	D	6	Tractor 515	1969 →	6.354.4	D	8
Tractor 95	1965 →	AD 4.236	D	6	Tractor 625	- →	6.372.4	D	12
Tractor 95	1965 →	4.236	D	6	Tractor 750	1970 →	AT 6.354.4	D	9
Tractor 99	→	A 4.236	D	6	Tractor 85	1969 → 04.1982	A 4.248	D	11
Tractor 1080	1965 →	4.236	D	6	Tractor 87	→	6.372.5	D	13
Tractor 168	01.1971 → 12.1974	A 4.236	D	6	Tractor 92	1960 →	A 6.305	D	1



MASSEY FERGUSON

1	2	3	4	5	6	7	8	9	10
O 91.48									
A 3.152			D[AN]	3	2503 ccm			16.5:1	126.9mm
A 4.203			D[AN]	4	3335 ccm	43 kW	58 PS	16.5:1	126.9mm
A 6.305		1960→	D[AN]	6	5003 ccm	55 kW	75 PS	17.4:1	126.9mm
3/4 91.48			001,P,CR,KV1	2.380	3.540				
			005,P,STD	2.380	3.540				
			026,P,STD	3.160	3.540				
			031,P,STD	6.335	3.330				
			030,P,STD	6.335	3.330				
			320-0108-100			91.48			
O 91.48									
AD 3.152		1953→1970	D[AN]	3	2490 ccm	31-42 kW	42-57 PS	18.5:1	126.3mm
AD 4.203		1962→	D[AN]	4	3335 ccm	42 kW	56 PS	19:1	126.9mm
3/4 91.48			001P,CR,KV1	2.380	3.540				
			005,P,STD	2.380	3.540				
			026,P,STD	3.160	3.540				
			231,P,CR,STD	6.335	3.950				
			031,P,STD	6.335	3.330				
			320-0108-000			91.480			
91.48									
D 4.203			D	4	3335 ccm	40 kW	54 PS	18.5:1	
D 3.152			D	3	2503 ccm	35 kW	47 PS	18.5:1	
3/4 91.48	GL 109.6 KH 62.0 MT -19.3	31.75 75.3	001,P,CR,KV1	2.380	3.540				
			005,,P,STD	2.380	3.540				
			026,P,STD	2.385	3.540				
			231,P,CR,STD	4.747	3.950				
110-0211-000		210-0015-000	320-0211-000			91.480		510-0211-000	
O 91.48									
D 3.152			D	3	2503 ccm	35 kW	47 PS	18.5:1	
3 91.48	GL 109.5 KH 61.9 MT -18.57	31.75 75.3	001,P,CR,KV1	2.380	3.540				
			005,P,STD	2.380	3.540				
			005,P,STD	2.380	3.540				
			231,P,CR,STD	6.350	3.950				
110-0513-100		210-0015-000	320-0015-000			91.480	410-0015-000	510-0513-100	540-0513-100
O 98.48									
A 4.212		1969→	D[AN]	4	3473 ccm	44 kW	60 PS	15.1:1	114mm
4 98.48			001,P,CR,KV1	2.382	3.870				
			005,P,STD	2.382	3.870				
			005,P,STD	2.382	3.870				
			231,P,CR,STD	6.350	3.950				
			320-0225-000			98.48			



MASSEY FERGUSON

O 98.48									6
4.236		1965→	D [AN]	4	3864 ccm	48-60 kW	59-80 PS	16:1	126.8mm
A 4.236		1961→	D [AN]	4	3864 ccm	37-65 kW	50-89 PS	16:1	126.8mm
AD 4.236			D [AN]	4	3864 ccm	48-60 kW	59-80 PS	16:1	126.8mm
4 98.48	GL 120.90 KH 70.15 MT -20.43	34.925 84.100	001,P,CR,KV1 005,P,STD 005,P,STD 231,P,CR,STD 031,P,STD	2.382 2.382 2.382 6.335 6.335	3.870 3.870 3.870 3.950 3.600				
							A=103.26 L=228.98		
110-0515-000		210-0014-000		320-0142-200		98.480	410-0014-000	510-515-200	540-0515-200
4 98.48	GL 120.65 KH 69.92 MT -20.15 HKU	34.925 84.100	001,P,CR,KV1 005,P,STD 023,P,STD 231,P,CR,STD 031,P,STD	2.382 2.382 2.385 6.335 6.335	3.870 3.870 3.870 3.950 3.600				
							A=103.26 L=228.98		
110-0515-010		210-0014-000		320-0142-300		98.480	410-0014-000	510-0515-310	540-0515-310
4 98.48			001,IF,P,CR,KV1 005,IF,P,STD 231,P,CR,STD	2.385 2.385 4.747	3.870 4.150 3.950				
				320-0639-000		98.480			
O 98.48									7
AT 4.236		1970→	D [A]	4	3864 ccm	66 kW	90 PS	16:1	127 mm
4 98.48			008,6°,P,CR,KV1 005,IF,P,STD 231,P,CR,STD	3.160 2.385 4.747	4.150 4.150 3.950				
				320-0627-000		98.48			
O 98.48									8
6.354		1969→	D [AN]	6	5794 ccm	71-82 kW	97-112 PS	16:1	127 mm
A 6.354.1		1961→	D[A]	6	5794 ccm	82 kW	112 PS	16:1	127 mm
6 98.48			001,P,CR,KV1 005,P,STD 005,P,STD 030,P,STD 030,P,STD	2.382 2.380 2.380 6.350 6.350	3.870 3.870 3.870 3.600 3.600				
				320-0308-000		98.48			
O 98.48									9
AT 6.354.4		1970→	D[A]	6	5794 ccm	88-119 kW	120-162 PS	16:1	126.8mm
6 98.48			008,6°,P,CR,KV1 005,IF,P,STD 231,P,CR,STD	3.160 2.385 4.747	4.150 4.150 3.950				
				320-0627-000		98.48			



MASSEY FERGUSON

O 100.00									10
1106C-E60TA Euro 2		02.2003→		D[LA]	6	5984 ccm	88-130 kW	120-175 PS	17.25:1 127.3 mm
6			008,6°,P,CR,KV1	3.500	4.200				
100.00			026,P,STD	2.500	4.200				
			231,P,CR,STD	3.500	4.050				
320-0821-000							100.00		
O 101.054									11
A 4.248		1969→04.1982		D[AN]	4	4064 ccm	53-61 kW	72-83 PS	16:1 126.8mm
4			001,IF,P,CR,STD	2.385	4.200				
101.054			005,IF,P,STD	2.385	4.200				
			023,P,STD	2.385	4.200				
			231,P,CR,STD	6.335	4.950				
320-0244-000							101.054		
O 101.054									12
6.372.4				D[AN]	6	6100 ccm	82 kW	112 PS	16:1 127 mm
6			001,IF,P,CR,STD	2.385	4.200				
101.054			005,IF,P,STD	2.385	4.200				
			023,P,STD	2.385	4.200				
			231,P,CR,STD	6.335	4.950				
320-0244-000							101.054		
O 101.054									13
A4.248.2				D	4	4065 ccm			16:1
4			001,IF,P,CR,STD	2.500	4.200				
101.054			023,P,STD	2.500	4.200				
			231,P,CR,STD	5.000	4.650				
320-0245-000							101.054		
MAZ=YAMZ									