









**FORD**

	B/D		Cyl.	ccm	kW	PS	Compr. Ratio	Pos.
105E	80.96	B	4	997 ccm	-	-	7.5:1	8
107E	80.96	B	4	997 ccm	-	-	7.5:1	8
1Z	79.50	D[LA]	4	1896 ccm	66 kW	90 PS	-	4
307E	80.96	B	4	997 ccm	-	-	8.9:1	8
711M uprated	80.96	B	4	1599 ccm	-	-	9:1	9
AAA KAT	80.00	B[M]	4	2792 ccm	120-128 kW	163-174 PS	10:1	7
ABFA	86.00	D[LA]	4	1998 ccm	74 kW	100 PS	19:1	17
AFN KAT	79.50	D[LA]	4	1896 ccm	81 kW	110 PS	19.5:1	4
AHH KAT	79.50	D[A]	4	1896 ccm	66 kW	90 PS	19.5:1	4
AHU KAT	79.50	D[A]	4	1896 ccm	66 kW	90 PS	19.5:1	4
AMY KAT	80.00	B[M]	4	2792 ccm	128 kW	174 PS	10:1	7
D5BA	86.00	D[LA]	4	1998 ccm	63-66 kW	85-90 PS	19:1	17
D6BA	86.00	D[LA]	4	1998 ccm	85 kW	116 PS	19:1	17
EV20H	84.00	B	6	1998 ccm	66 kW	90 PS	9:1	14
F3FA	86.00	D[LA]	4	1998 ccm	63-92 kW	85-125 PS	19:1	18
FIFA	86.00	D[LA]	4	1998 ccm	92 kW	125 PS	19:1	18
G6DA	85.00	D[LA]	4	1997 ccm	96-103 kW	130-140 PS	18:1	16
G6DB	85.00	D[LA]	4	1997 ccm	100 kW	136 PS	18:1	16
G6DD	85.00	D[LA]	4	1997 ccm	100 kW	136 PS	18:1	16
H14B	77.00	B	4	1415 ccm	52 kW	71 PS	-	1
HJBA	86.00	D[LA]	4	1998 ccm	90 kW	122 PS	19:1	18
HJBB	86.00	D[LA]	4	1998 ccm	90 kW	122 PS	19:1	18
HJBC	86.00	D[LA]	4	1998 ccm	90 kW	122 PS	19:1	18
HL1.8H CVH	80.00	B	4	1769 ccm	-	-	9.3:1	6
J2	80.96	B	4	1298 ccm	44 kW	60 PS	9:1	10
L3E (KL 16G (751M))	80.96	B	4	1599 ccm	62 kW	84 PS	9:1	11
LG (KL 16G (751M))	80.96	B	4	1599 ccm	62 kW	84 PS	9:1	11
LTA	80.00	D[AN]	4	1608 ccm	40 kW	54 PS	21.5:1	5
LTB	80.00	D[AN]	4	1608 ccm	40 kW	54 PS	21.5:1	5
LTC	80.00	D[AN]	4	1608 ccm	40 kW	54 PS	21.5:1	5
LXD 2	94.00	D[AN]	4	2304 ccm	49 kW	67 PS	23:1	21
N7BA	86.00	D[LA]	4	1998 ccm	96 kW	131 PS	18.2:1	18
RF	86.00	D	4	1998 ccm	47-55 kW	64-75 PS	22.7:1	19
RFA	82.50	D[A]	4	1753 ccm	55 kW	75 PS	21.5:1	13
RFB	82.50	D[A]	4	1753 ccm	55 kW	75 PS	21.5:1	13
RFD	82.50	D[LA]	4	1753 ccm	66 kW	90 PS	21.5:1	13
RFK	82.50	D[LA]	4	1753 ccm	66 kW	90 PS	21.5:1	13
RFL	82.50	D[A]	4	1753 ccm	55 kW	75 PS	21.5:1	13
RFM	82.50	D[LA]	4	1753 ccm	66 kW	90 PS	21.5:1	13
RFN	82.50	D[LA]	4	1753 ccm	66 kW	90 PS	21.5:1	13
RFS	82.50	D[LA]	4	1753 ccm	65 kW	88 PS	21.5:1	13
RFU	82.50	D[A]	4	1753 ccm	57 kW	77 PS	21.5:1	13
RTA	82.50	D[AN]	4	1753 ccm	44 kW	60 PS	21.5:1	12
RTB	82.50	D[AN]	4	1753 ccm	44 kW	60 PS	21.5:1	12
RTC	82.50	D[AN]	4	1753 ccm	44 kW	60 PS	21.5:1	12
RTD	82.50	D[AN]	4	1753 ccm	44 kW	60 PS	21.5:1	12
RTE	82.50	D[AN]	4	1753 ccm	44 kW	60 PS	21.5:1	12
RTF	82.50	D[AN]	4	1753 ccm	44 kW	60 PS	21.5:1	12
RTG	82.50	D[AN]	4	1753 ccm	44 kW	60 PS	21.5:1	12
RTH	82.50	D[AN]	4	1753 ccm	44 kW	60 PS	21.5:1	12
RTJ	82.50	D[AN]	4	1753 ccm	44 kW	60 PS	21.5:1	12
RTK	82.50	D[AN]	4	1753 ccm	44 kW	60 PS	21.5:1	12
RVA	82.50	D[LA]	4	1753 ccm	51 kW	70 PS	21.5:1	13
SCB 4V	92.00	D[LA]	4	2499 ccm	85 kW	116 PS	21:1	20
SCC	92.00	D[LA]	4	2500 ccm	85 kW	115 PS	21:1	20
SCD	92.00	D[LA]	4	2499 ccm	85 kW	115 PS	21:1	20
SFA	94.00	D[LA]	4	2498 ccm	68 kW	92 PS	21:1	23
SFB	94.00	D[LA]	4	2498 ccm	68 kW	92 PS	21:1	23
STP	94.00	D[AN]	4	2498 ccm	51 kW	69 PS	23:1	22





**FORD**

	B/D		Cyl.	ccm	kW	PS	Compr. Ratio	Pos.
STR	94.00	D[AN]	4	2498 ccm	51 kW	69 PS	23:1	22
TL13H	79.00	B	4	1294 ccm	-	-	9.2:1	3
TL13L	79.00	B	4	1294 ccm	-	-	9.2:1	3
VB	78.00	B	4	1796 ccm	-	-	8.6:1	2
VM 425	92.00	D[LA]	4	2500 ccm	92 kW	125 PS	21.5:1	20
XD 3P	94.00	D[AN]	4	2498 ccm	52-58 kW	70-79 PS	23:1	22
XD 3T	94.00	D[LA]	4	2498 ccm	66 kW	90 PS	21:1	23
YTR	94.00	D[AN]	4	2304 ccm	49 kW	67 PS	22.2:1	21
YTT	94.00	D[AN]	4	2304 ccm	49 kW	67 PS	22.2:1	21
ZH20 Zetec E	84.80	B	4	1988 ccm	100 kW	136 PS	10:1	15

**FORD**

	YEAR		B/D	Pos.		YEAR		B/D	Pos.
Ghia,2000GI,2000I	1975→ 1985	EV20H	B	14	Escort II 1.6 RS	12.1974→08.1980	LG (KL 16G/751N	B	11
C-MAX 2.0 TDCI	2007→	G6DA	D	16	Escort II Estate 1.3	04.1975→08.1980	J5	B	10
C-MAX 2.0 TDCI	2007→	G6DB	D	16	Fiesta 1.6 D	04.1984→02.1989	LTB	D	5
C-MAX 2.0 TDCI	2007→	G6DD	D	16	Fiesta 1.8 D	03.1989→12.1995	RTG	D	12
Focus 2.0 TDCi 16V	11.2004→	G6DA	D	16	Fiesta 1.8 D	03.1989→12.1996	RTC	D	12
Focus 2.0 TDCi 16V	11.2004→	G6DB	D	16	Fiesta 1.8 D	03.1989→12.1996	RTD	D	12
Focus 2.0 TDCi 16V	11.2004→	G6DD	D	16	Fiesta 1.8 D	10.1995→10.1999	RTJ	D	12
Focus C-Max 2.0 TDCi 16V	06.2003→	G6DA	D	16	Fiesta 1.8 D	10.1995→10.1999	RTK	D	12
Focus C-Max 2.0 TDCi 16V	06.2003→	G6DB	D	16	Fiesta 1.8 TD	1990→ 1995	RFU	D	13
Focus C-Max 2.0 TDCi 16V	06.2003→	G6DD	D	16	Fiesta I 1.6 XR2	08.1981→08.1983	L3E (KL 16G/751	B	11
Galaxy 2.0 TDCi 16V	05.2006→	G6DA	D	16	Focus	1995→	ZH20 Zetec E	B	15
Kuga 2.0 TDCI	03.2008→	G6DA	D	16	Galaxy 1.9 TDI	05.1995→02.2000	AHU KAT	D	4
Kuga 2.0 TDCI	03.2008→	G6DB	D	16	Galaxy 1.9 TDI	05.1995→	AHH KAT	D	4
Kuga 2.0 TDCI	03.2008→	G6DD	D	16	Galaxy 1.9 TDI	06.1995→08.1996	1Z	D	4
Mondeo 2.0 TDCI 16V	10.2001→	HJBA	D	18	Galaxy 1.9 TDI	10.1996→02.2000	AFN KAT	D	4
Mondeo 2.0 TDCI 16V	10.2001→	HJBB	D	18	Galaxy 2.8i V6	05.1995→03.2000	AAA KAT	B	7
Mondeo 2.0 TDCI 16V	10.2001→	HJBC	D	18	Galaxy 2.8i V6	04.1998→02.2000	AMY KAT	B	7
Mondeo 2.0 TDCI 16V	10.2001→	N7BA	D	18	Granada 2.3 D	10.1982→02.1985	LXD 2	D	21
S-Max 2.0 TDCi 16V	03.2006→	G6DA	D	16	Granada 2.5 D	08.1982→08.1985	STP	D	22
Transit 2.0 TDCI 16V	08.2000→	F3FA	D	18	Granada 2.5 D	08.1982→08.1985	XD 3P	D	22
Transit 2.0 TDCI 16V	08.2000→	FIFA	D	18	Granada 2.5 D	04.1985→02.1992	STR	D	22
1300 Ghia	1970→ 1982	TL13L	B	3	Granada 2.5 TD	08.1993→09.1994	SCB 4V	D	20
1300 Ghia	1970→ 1982	TL13H	B	3	Granada 2.5 TD	06.1988→12.1994	SFA	D	23
1300 GLS	1970→ 1982	TL13L	B	3	Granada 2.5 TD	06.1988→12.1994	SFB	D	23
1300 GLS	1970→ 1982	TL13H	B	3	Granada 2000	1975→ 1985	EV20H	B	14
1300LS/S/XL	1970→ 1982	TL13L	B	3	Mondeo 1.8 TD	06.1993→07.1996	RFM	D	13
1300LS/S/XL	1970→ 1982	TL13H	B	3	Mondeo 1.8 TD	06.1993→	RFN	D	13
2000 Ghia	1981→	EV20H	B	14	Mondeo 2.0 DI 16V	10.2000→	D5BA	D	17
2000 Ghia,2000I	1969→ 1982	EV20H	B	14	Mondeo 2.0 LX 16v	05.1994→	ZH20 Zetec E	B	15
Anglia	1960→ 1968	105E	B	8	Mondeo 2.0 Si 16v	02.1993→	ZH20 Zetec E	B	15
Capri	1969→ 1981	EV20H	B	14	Mondeo 2.0i Ghia X16V	10.1995→	ZH20 Zetec E	B	15
Capri 1.0	1960→ 1968	105E	B	8	Mondeo 2.0TDCI 16V	10.2000→08.2002	D6BA	D	17
Capri 1.6	01.1968→12.1972	711M uprated	B	9	Orion 1.6 D	04.1984→03.1986	LTA	D	5
Capri 1.6 GT	01.1968→12.1972	711M uprated	B	9	Orion 1.6 D	04.1986→01.1989	LTC	D	5
Consul	1972→ 1975	EV20H	B	14	Orion 1.8 D	01.1989→07.1990	RTA	D	12
Cortina 1.6	01.1971→12.1975	711M uprated	B	9	Orion 1.8 D	01.1989→07.1990	RTB	D	12
Cortina 2000GI	1981→	EV20H	B	14	Orion 1.8 D	07.1990→12.1993	RTE	D	12
Cougar 2.0 16v	1998→	ZH20 Zetec E	B	15	Orion 1.8 D	07.1990→12.1993	RTF	D	12
Courier	1970→	VB	B	2	Orion 1.8 D	07.1990→12.1993	RTH	D	12
Econovan	08.1985→10.1991	H14B	B	1	Orion 1.8 TD	03.1993→12.1993	RFD	D	13
Escort 1.0	1960→ 1968	105E	B	8	Orion 1.8 TD	03.1993→12.1993	RFK	D	13
Escort 1.6 D	04.1984→12.1985	LTA	D	5	Prefect	1960→ 1968	107E	B	8
Escort 1.6 D	01.1986→01.1989	LTC	D	5	Scorpio 2.3 D	10.1982→	LXD 2	D	21
Escort 1.8 D	01.1989→07.1990	RTA	D	12	Scorpio 2.5 D	12.1985→02.1992	STR	D	22
Escort 1.8 D	01.1989→07.1990	RTB	D	12	Scorpio 2.5 TCI	01.1995→12.1998	SCD	D	20
Escort 1.8 D	07.1990→12.1994	RTE	D	12	Scorpio 2.5 TD	08.1993→09.1994	SCB 4V	D	20
Escort 1.8 D	07.1990→02.1999	RTF	D	12	Scorpio 2.5 TD	01.1995→12.1998	SCC	D	20
Escort 1.8 D	07.1990→02.1999	RTH	D	12	Scorpio 2.5 TD	09.1996→	VM 425	D	20
Escort 1.8 TD	08.1990→07.1998	RFS	D	13	Scorpio 2.5 TD	06.1988→02.1992	XD 3T	D	23
Escort 1.8 TD	03.1993→02.1999	RFD	D	13	Scorpio 2.5 TD	02.1992→12.1994	SFA	D	23
Escort 1.8 TD	03.1993→02.1999	RFK	D	13	Scorpio 2.5 TD	02.1992→12.1994	SFB	D	23
Escort 1.8 TD	01.1995→02.1999	RVA	D	13	Sierra 1.8	09.1991→10.1992	HL1.8H CVH	B	6
Escort 2.0 D	1985→ 1987	RF	D	19	Sierra 1.8 TD	08.1988→02.1993	RFA	D	13
Escort I 1.3	06.1970→02.1976	J2	B	10	Sierra 1.8 TD	08.1988→02.1993	RFB	D	13
Escort I Estate 1.3	12.1974→08.1980	J3	B	10	Sierra 1.8 TD	08.1988→02.1993	RFL	D	13
Escort II 1.3	03.1979→08.1980	J4	B	10	Sierra 2.0 V6	1982→12.1985	EV20H	B	14

**FORD**

	YEAR		B/D	Pos.		YEAR		B/D	Pos.
Sierra 2.3 D	08.1982→12.1986	LXD 2	D	21	Taurus 1300 GL	1970→ 1982	TL13H	B	3
Sierra 2.3 D	08.1982→12.1986	YTT	D	21	Taurus 2000 GL	1969→ 1982	EV20H	B	14
Sierra 2.3 D	01.1987→09.1989	YTR	D	21	Telstar 2.0 D (AUS)	03.1983→ 1987	RF	D	19
Sierra 2.5 D	1982→	XD 3P	D	22	Thames 5-7 Cwt Van	10.1975→08.1980	307E	B	8
Sierra GL, GLX, L, LX	1988→ 1993	HL1.8H CVH	B	6	Tourneo 2.0 DI 16V	08.2000→	ABFA	D	17
Sierra Sapphire GL, GLX, L, LX	1988→ 1993	HL1.8H CVH	B	6	Transit 1.0	1960→ 1968	105E	B	8
Taurus 1300 GL	1970→ 1982	TL13L	B	3	Transit 2.0 TDi 16V	08.2000→	ABFA	D	17



FORD

1		2		3		4		5		6		7		8		9		10	
O 77.00																			1
H14B		08.1985→10.1991		B		4		1415 ccm		52 kW		71 PS						76 mm	
4						001,P,CR,KV1		1.500		3.200									
77.00						005,IF,P,STD		2.000		3.200									
						231,P,CR,STD		4.000		3.850									
						320-0600-000				77.00									
O 78.00																			2
VB		1970→		B		4		1796 ccm						8.6:1				94 mm	
4						001,P,CR,KV1		1.500		3.300									
78.00						026,P,STD		1.500		3.300									
						231,P,CR,STD		4.000		3.950									
						-				78.00									
						320-0310-101				78.50									
O 79.00																			3
TL13L		1970→1982		B		4		1294 ccm						9.2:1				66 mm	
TL13H		1970→1982		B		4		1294 ccm						9.2:1				66 mm	
4						001,P,CR,KV1		2.000		3.300									
79.00						026,45',P,STD		2.500		3.350									
						231,P,CR,STD		4.000		4.150									
						320-0127-000				79.00									
O 79.50																			4
1Z		06.1995→08.1996		D[LA]		4		1896 ccm		66 kW		90 PS						95.5mm	
AFN KAT		10.1996→02.2000		D[LA]		4		1896 ccm		81 kW		110 PS		19.5:1				95.5mm	
AHH KAT		05.1995→		D[A]		4		1896 ccm		66 kW		90 PS		19.5:1				95.5mm	
AHU KAT		05.1995→02.2000		D[A]		4		1896 ccm		66 kW		90 PS		19.5:1				95.5mm	
4						001,P,CR,KV1		1.750		3.300									
79.50						005,IFU,P,IKA		2.000		3.300									
						231,P,CR,STD		3.000		3.650									
						320-0611-000				79.50									
4						001,P,CR,KV1		1.750		3.350									
79.50						005,P,STD		2.000		3.350									
						231,P,CR,STD		3.000		3.750									
						320-0278-000				79.50									
						320-0278-001				80.00									
O 80.00																			5
LTA		04.1984→03.1986		D[AN]		4		1608 ccm		40 kW		54 PS		21.5:1				80 mm	
LTB		04.1984→02.1989		D[AN]		4		1608 ccm		40 kW		54 PS		21.5:1				80 mm	
LTC		01.1986→01.1989		D[AN]		4		1608 ccm		40 kW		54 PS		21.5:1				80 mm	
4						001,P,CR,KV1		2.000		3.350									
80.00						005,IF,P,STD		2.000		3.350									
						231,P,CR,STD		3.000		3.750									
						320-0220-000				80.00									
						320-0220-001				80.50									
						320-0220-002				81.00									



FORD

1	2	3	4	5	6	7	8	9	10
O 80.00									6
HL1.8H CVH		1988→	B	4	1769 ccm			9.3:1	88 mm
4			001,P,CR,KV1	1.500	3.350				
80.00			026,P,STD	1.500	3.300				
			231,P,CR,STD	3.000	3.750				
			320-0655-000			80.00			
O 80.00									7
AAA KAT		05.1995→02.2000	B[M]	4	2792 ccm	120-128 kW	163-174 PS	10:1	90.3 mm
AMY KAT		04.1998→02.2000	B[M]	4	2792 ccm	128 kW	174 PS	10:1	90.3 mm
4			001,P,CR,KV1	1.500	3.350				
80.00			026,P,STD	1.750	3.350				
			231,P,CR,STD	3.000	3.750				
			320-0218-000			80.00			
			320-0218-002			80.50			
O 80.96									8
105E		1960→ 1968	B	4	997 ccm			7.5:1	48.4 mm
107E		1960→ 1968	B	4	997 ccm			7.5:1	48.4 mm
307E		10.1975→08.1980	B	4	997 ccm			8.9:1	48.4 mm
4			001,IF,P,CR,KV1	1.600	3.350				
80.96			026,P,STD	2.000	3.350				
			231,P,CR,STD	3.947	4.100				
			320-0823-000			80.960			
			320-0823-001			81.468			
			320-0823-002			82.722			
			-			81.976			
			320-0823-004			82.484			
			320-0823-005			83.246			
O 80.96									9
711M uprated		01.1968→12.1975	B	4	1599 ccm			9:1	
4			001,IF,P,CR,KV1	1.600	3.350				
80.96			026,P,STD	2.000	3.350				
			231,P,CR,STD	3.947	4.100				
			320-0823-000			80.960			
			320-0823-001			81.468			
			320-0823-002			82.722			
			-			81.976			
			320-0823-004			82.484			
			320-0823-005			83.246			
O 80.96									10
J2		06.1970→08.1980	B	4	1298 ccm	44 kW	60 PS	9:1	
4			001,IF,P,CR,KV1	1.600	3.350				
80.96			026,P,STD	2.000	3.350				
			231,P,CR,STD	3.947	4.100				
			320-0823-000			80.960			
			320-0823-001			81.468			
			320-0823-002			82.722			
			-			81.976			
			320-0823-004			82.484			
			320-0823-005			83.246			


**FORD**

1		2		3		4		5		6		7		8		9		10		
O 80.96																			11	
L3E (KL 16G (751M))		08.1981→08.1983		B		4		1599 ccm		62 kW		84 PS		9:1						
LG (KL 16G (751M))		06.1970→08.1980		B		4		1599 ccm		62 kW		84 PS		9:1						
4 80.96						001,IF,P,CR,KV1		1.600		3.350										
						026,P,STD		2.000		3.350										
						231,P,CR,STD		3.947		4.100										
						320-0823-000						80.960								
						320-0823-001						81.468								
						320-0823-002						82.722								
						-						81.976								
						320-0823-004						82.484								
						320-0823-005						83.246								
O 82.50																			12	
RTA		01.1989→07.1990		D[AN]		4		1753 ccm		44 kW		60 PS		21.5:1		82mm				
RTB		01.1989→07.1990		D[AN]		4		1753 ccm		44 kW		60 PS		21.5:1		82mm				
RTC		03.1989→12.1996		D[AN]		4		1753 ccm		44 kW		60 PS		21.5:1		82mm				
RTD		03.1989→12.1996		D[AN]		4		1753 ccm		44 kW		60 PS		21.5:1		82mm				
RTE		07.1990→12.1994		D[AN]		4		1753 ccm		44 kW		60 PS		21.5:1		82mm				
RTF		07.1990→02.1999		D[AN]		4		1753 ccm		44 kW		60 PS		21.5:1		82mm				
RTG		03.1989→12.1995		D[AN]		4		1753 ccm		44 kW		60 PS		21.5:1		82mm				
RTH		07.1990→02.1999		D[AN]		4		1753 ccm		44 kW		60 PS		21.5:1		82mm				
RTJ		10.1995→10.1999		D[AN]		4		1753 ccm		44 kW		60 PS		21.5:1		82mm				
RTK		10.1995→10.1999		D[AN]		4		1753 ccm		44 kW		60 PS		21.5:1		82mm				
4 82.50						001,P,CR,KV1		2.000		3.450										
						005,IF,P,STD		2.000		3.450										
						231,P,CR,STD		3.000		3.750										
						320-0509-000						82.50								
						320-0509-001						83.00								
O 82.50																			13	
RFA		08.1988→02.1993		D[A]		4		1753 ccm		55 kW		75 PS		21.5:1		82 mm				
RFB		08.1988→02.1993		D[A]		4		1753 ccm		55 kW		75 PS		21.5:1		82 mm				
RFD		03.1993→02.1999		D[LA]		4		1753 ccm		66 kW		90 PS		21.5:1		82 mm				
RFK		03.1993→02.1999		D[LA]		4		1753 ccm		66 kW		90 PS		21.5:1		82 mm				
RFL		08.1988→02.1993		D[A]		4		1753 ccm		55 kW		75 PS		21.5:1		82 mm				
RFM		06.1993→07.1996		D[LA]		4		1753 ccm		66 kW		90 PS		21.5:1		82 mm				
RFN		06.1993→		D[LA]		4		1753 ccm		66 kW		90 PS		21.5:1		82 mm				
RFS		08.1990→07.1998		D[LA]		4		1753 ccm		65 kW		88 PS		21.5:1		82 mm				
RFU		1990→1995		D[A]		4		1753 ccm		57 kW		77 PS		21.5:1		82 mm				
RVA		01.1995→02.1999		D[LA]		4		1753 ccm		51 kW		70 PS		21.5:1		82 mm				
4 82.50		GL 75.8		26.0		008,6°,P,CR,KV1		2.500		3.450										
		KH 45.65		69.0		005,IF,P,STD		2.000		3.450										
		MT -1.5				231,P,CR,STD		3.000		3.750										
		RTK																		
		RK																		
		P																		
		G																		
110-0510-000				210-0510-000		320-0510-000						82.50				510-0510-000				
110-0510-001				210-0510-000		320-0510-001						83.00				510-0510-001				

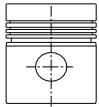
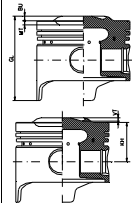

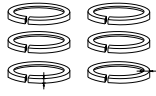
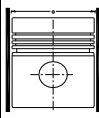
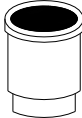
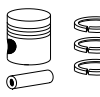
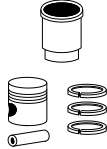


FORD

1	2	3	4	5	6	7	8	9	10
O 84.00									14
EV20H		1969→	B	6	1998 ccm	66 kW	90 PS	9:1	60.1 mm
6			001,IF,P,CR,STD	2.000	3.550				
84.00			023,P,STD	3.000	3.550				
			231,P,STD	5.000	4.150				
			320-0104-000			84.00			
O 84.80									15
ZH20 Zetec E		02.1993→	B	4	1988 ccm	100 kW	136 PS	10:1	88 mm
4			001,P,CR,KV1	1.500	3.550				
84.80			026,P,STD	1.750	3.550				
			231,P,CR,STD	3.000	3.750				
			320-0552-000			84.80			
O 85.00									16
G6DA		06.2003→	D[LA]	4	1997 ccm	96-103 kW	130-140 PS	18:1	88 mm
G6DB		06.2003→	D[LA]	4	1997 ccm	100 kW	136 PS	18:1	88 mm
G6DD		06.2003→	D[LA]	4	1997 ccm	100 kW	136 PS	18:1	88 mm
4	GL 80.705	28		3.500					
85.00	KH 46.705	70		2.000					
	MT -15.4			3.000					
	VT1 -0.52								
	RTK								
	KKK								
	G								
						85.00			
						85.60			
O 86.00									17
ABFA		10.2000→	D[LA]	4	1998 ccm	74 kW	100 PS	19:1	86 mm
D5BA		10.2000→	D[LA]	4	1998 ccm	63-66 kW	85-90 PS	19:1	86 mm
D6BA		10.2000→08.2002	D[LA]	4	1998 ccm	85 kW	116 PS	19:1	86 mm
4	GL 74	30.0		2.000					
86.00	KH 47.58	67.0		2.000					
	MT -16.5			2.000					
	RTK								
	P								
	G								
						86.00			
						86.25			
						86.50			

 FORD									
1	2	3	4	5	6	7	8	9	10
O 86.00									
18									
F3FA		08.2000→	D[LA]	4	1998 ccm	63-92 kW	85-125 PS	19:1	86 mm
FIFA		08.2000→	D[LA]	4	1998 ccm	92 kW	125 PS	19:1	86 mm
HJBA		10.2001→	D[LA]	4	1998 ccm	90 kW	122 PS	19:1	86 mm
HJBB		10.2001→	D[LA]	4	1998 ccm	90 kW	122 PS	19:1	86 mm
HJBC		10.2001→	D[LA]	4	1998 ccm	90 kW	122 PS	19:1	86 mm
N7BA		10.2001→	D[LA]	4	1998 ccm	96 kW	131 PS	18.2:1	86 mm
4	GL 74.1	30.0		2.000					
86.00	KH 47.7	67.0		2.000					
	MT -15.2			2.000					
	RTK								
	KKK								
	P								
	G								
110-0908-000				-		86.00			
110-0908-001				-		86.25			
110-0908-002				-		86.50			
O 86.00									
19									
RF		03.1983→1987	D	4	1998 ccm	47-55 kW	64-75 PS	22.7:1	86 mm
4			001,P,CR,KV1	2.000	3.600				
86.00			005,IF,P,STD	2.000	3.600				
			231,P,CR,STD	4.000	4.150				
			320-0158-000			86.00			
O 92.00									
20									
SCB 4V		08.1993→09.1994	D[LA]	4	2499 ccm	85 kW	116 PS	21:1	94 mm
SCC		01.1995→12.1998	D[LA]	4	2500 ccm	85 kW	115 PS	21:1	94 mm
SCD		01.1995→12.1998	D[LA]	4	2499 ccm	85 kW	115 PS	21:1	94 mm
VM 425		09.1996→	D[LA]	4	2500 ccm	92 kW	125 PS	21.5:1	94 mm
4			008,15°,P,CR,KV1	2.500	3.900				
92.00			026,P,STD	2.000	3.900				
			231,P,CR,STD	4.000	4.250				
			320-0506-000			92.00			
O 94.00									
21									
LXD 2		08.1982→	D[AN]	4	2304 ccm	49 kW	67 PS	23:1	83mm
YTR		01.1987→09.1989	D[AN]	4	2304 ccm	49 kW	67 PS	22.2:1	83mm
YTT		08.1982→12.1986	D[AN]	4	2304 ccm	49 kW	67 PS	22.2:1	83mm
4			001,P,CR,KV1	2.000	3.950				
94.00			005,IF,P,STD	2.000	3.950				
			231,P,CR,STD	4.000	4.250				
			320-0186-000			94.00			
			320-0207-000			95.00			
O 94.00									
22									
STP		08.1982→08.1985	D[AN]	4	2498 ccm	51 kW	69 PS	23:1	90mm
STR		04.1985→02.1992	D[AN]	4	2498 ccm	51 kW	69 PS	23:1	90 mm
XD 3P		1982→	D[AN]	4	2498 ccm	52-58 kW	70-79 PS	23:1	90 mm
4			001,P,CR,KV1	2.000	3.950				
94.00			005,IF,P,STD	2.000	3.950				
			231,P,CR,STD	4.000	4.250				
			320-0186-000			94.00			
			320-0207-000			95.00			

**FORD**

															
1	2	3	4	5	6	7	8	9	10						
O 94.00									23						
SFA		06.1988→12.1994	D[LA]	4	2498 ccm	68 kW	92 PS	21:1	90 mm						
SFB		06.1988→12.1994	D[LA]	4	2498 ccm	68 kW	92 PS	21:1	90 mm						
XD 3T		06.1988→02.1992	D[LA]	4	2498 ccm	66 kW	90 PS	21:1	90 mm						
4			008,15°,P,CR,STD	3.000	3.950										
94.00			005,IF,P,STD	2.000	3.950										
			231,P,CR,STD,CSN	4.000	4.250										
			320-0275-100			94.00									