






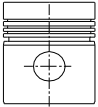
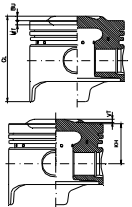

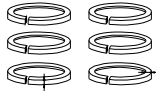
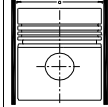
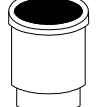
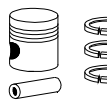
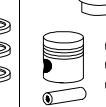
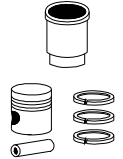
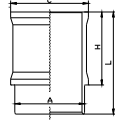


**DAF**

	B/D		Cyl.	ccm	kW	PS	Compr. Ratio	Pos.
688.02	B [C]	70.000	4	1108 ccm	25 kW	34 PS	8:1	1
688.13	B [C]	70.000	4	1108 ccm	33 kW	45 PS	8.5:1	1
810.03	B [C]	73.000	4	1289 ccm	29 kW	40 PS	8:1	2
810.29	B [C]	73.000	4	1289 ccm	40 kW	54 PS	9.6:1	2
DK 1160	D [AN]	130.000	6	11630 ccm	156 kW	212 PS	16:1	5
DKA 1160	D [AN]	130.000	6	11630 ccm	169-188 kW	230-256 PS	16:1	5
DKB 1160	D [AN]	130.000	6	11630 ccm	156 kW	212 PS	16:1	5
DKC 1160	D [AN]	130.000	6	11630 ccm	156 kW	212 PS	15:1	6
DKCL 1160	D [LA]	130.000	6	11630 ccm	156 kW	212 PS	15:1	6
DKDL 1160	D [AN]	130.000	6	11630 ccm	121 kW	165 PS	16:1	5
DKFL 1160	D [LA]	130.000	6	11630 ccm	191 kW	260 PS	15:1	6
DKL 1160	D [LA]	130.000	6	11630 ccm	148-151 kW	201-205 PS	16:1	5
DKS 1160	D [LA]	130.000	6	11630 ccm	139-228 kW	189-315 PS	15:1	6
DKS 1160 E	D [LA]	130.000	6	11630 ccm	206 kW	280 PS	15:1	6
DKSB 1160	D [LA]	130.000	6	11630 ccm	228 kW	310 PS	15:1	6
DKT 1160	D [A]	130.000	6	11630 ccm	185-213 kW	252-290 PS	15:1	6
DKTD 1160	D [A]	130.000	6	11630 ccm	185-199 kW	252-270 PS	15:1	6
DKTL 1160	D [A]	130.000	6	11630 ccm	165-199 kW	224-270 PS	15:1	6
DKVL 1160	D [LA]	130.000	6	11630 ccm	139-260 kW	189-354 PS	15:1	6
DKX 1160	D [LA]	130.000	6	11630 ccm	243 kW	330 PS	15:1	6
EN 55	D [AN]	94.000	4	2498 ccm	53 kW	72 PS	23:1	3
ET 70	D [LA]	94.000	4	2498 ccm	71 kW	96 PS	21:1	4
XD 3P	D [AN]	94.000	4	2498 ccm	52-58 kW	70-79 PS	23:1	3
XD 3T	D [LA]	94.000	4	2498 ccm	66 kW	90 PS	21:1	4

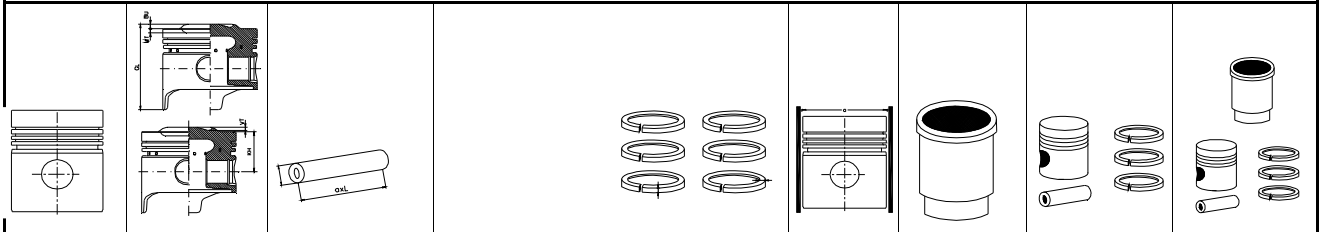
**DAF**

	YEAR		B/D	Pos.		YEAR		B/D	Pos.
DAF 55	1967→ 1975	688.02	B	1	Series F 2815	01.1974→09.1991	DKS 1160	D	6
DAF 55	1967→ 1975	688.13	B	1	Series F 3300	06.1981→09.1991	DKX 1160	D	6
DAF 66	1967→ 1975	688.02	B	1	Series F 3305	06.1981→09.1991	DKX 1160	D	6
DAF 66	1967→ 1975	688.13	B	1	Series F 3325	06.1981→09.1991	DKX 1160	D	6
DAF 66	1973→03.1975	810.03	B	2	Series MB 200	06.1974→	DKL 1160	D	5
DAF 66	1973→03.1975	810.29	B	2	Series MB 200	1973→	DKCL 1160	D	6
Series 325	1973→	DKC 1160	D	6	Series MB 200	1973→	DKFL 1160	D	6
Series 325	1973→	DKFL 1160	D	6	Series MB 200	1973→	DKVL 1160	D	6
Series 325	1973→	DKCL 1160	D	6	Series MB 200	07.1979→05.1993	DKTL 1160	D	6
Series 325	1973→	DKS 1160	D	6	Series MB 205	01.1970→07.1990	DKDL 1160	D	5
Series 325	1974→ 1986	DKT 1160	D	6	Series MB 205	06.1974→	DKL 1160	D	5
Series 325	1974→ 1986	DKTL 1160	D	6	Series MB 205	06.1974→	DKL 1160	D	5
Series 400	02.1987→09.1993	EN 55	D	3	Series MB 205	1973→	DKCL 1160	D	6
Series 400	02.1987→09.1993	XD 3P	D	3	Series MB 205	1973→	DKFL 1160	D	6
Series 400	02.1987→09.1993	ET 70	D	4	Series MB 205	1973→	DKVL 1160	D	6
Series 400	02.1987→09.1993	XD 3T	D	4	Series MB 205	07.1979→05.1993	DKTL 1160	D	6
Series 435	1990→	ET 70	D	4	Series MB 230	1973→1989	DKVL 1160	D	6
Series A 2400	08.1967→12.1976	DK 1160	D	5	Series MB 230	1973→	DKCL 1160	D	6
Series A 2600	08.1967→12.1969	DKA 1160	D	5	Series MB 230	1973→	DKFL 1160	D	6
Series F 2600	08.1967→12.1973	DKA 1160	D	5	Series N 2800	10.1980→09.1991	DKA 1160	D	5
Series F 2600	01.1970→12.1976	DK 1160	D	5	Series N 2800	01.1974→09.1991	DKS 1160	D	6
Series F 2600	02.1972→12.1973	DKB 1160	D	5	Series N 2826	10.1980→09.1991	DKA 1160	D	5
Series F 2605	01.1970→12.1973	DKA 1160	D	5	Series N 2826	01.1981→09.1991	DKS 1160	D	6
Series F 2605	02.1972→12.1973	DKB 1160	D	5	Series N 2826	01.1982→09.1991	DKTD 1160	D	6
Series F 2605	01.1973→12.1976	DK 1160	D	5	Series N 3300	06.1981→09.1991	DKX 1160	D	6
Series F 2800	01.1974→11.1980	DKA 1160	D	5	Series SB 201	01.1974→07.1990	DKDL 1160	D	5
Series F 2800	01.1974→11.1980	DKT 1160	D	6	Series SB 201	06.1974→	DKL 1160	D	5
Series F 2800	01.1974→09.1991	DKS 1160	D	6	Series SB 201	07.1979→05.1993	DKTL 1160	D	6
Series F 2800	01.1974→09.1991	DKTD 1160	D	6	Series SB 210	01.1974→07.1990	DKDL 1160	D	5
Series F 2800	01.1980→07.1990	DKS 1160 E	D	6	Series SB 210	06.1974→	DKL 1160	D	5
Series F 2803	01.1974→09.1991	DKS 1160	D	6	Series SB 210	07.1979→05.1993	DKTL 1160	D	6
Series F 2803	01.1974→09.1991	DKTD 1160	D	6	Series SB 220	1973→	DKFL 1160	D	6
Series F 2805	01.1974→11.1980	DKA 1160	D	5	Series SB 220	03.1988→	DKT 1160	D	6
Series F 2805	01.1974→11.1980	DKT 1160	D	6	Series SB 3000	1973→1989	DKSB 1160	D	6
Series F 2805	01.1974→09.1991	DKS 1160	D	6	Series TE 2400	08.1967→12.1969	DK 1160	D	5
Series F 2805	01.1974→09.1991	DKTD 1160	D	6	Series TE 2600	08.1967→12.1969	DKA 1160	D	5
Series F 2805	01.1980→07.1990	DKS 1160 E	D	6	Series VE 2400	08.1967→12.1969	DK 1160	D	5

 DAF										
										
1	2	3	4	5	6	7	8	9	10	
Ø 70.00									1	
688.02		1967→1975	B[C]	4	1108 ccm	39 kW	33 PS	8:1	72 mm	
688.13		1967→1975	B[C]	4	1108 ccm	33 kW	45 PS	8.5:1	72 mm	
4 70.00			001,IF,P,CR,KV1 006,P,STD 032,P,STD	1.750 2.000 3.500	3.050 3.050 2.950					
320-0263-000						70.00				
Ø 73.00									2	
810.29		1973→03.1975	B[C]	4	1289 ccm	40 kW	54 PS	9.6:1	77mm	
810.03		1973→03.1975	B[C]	4	1289 ccm	29 kW	40 PS	8:1	77mm	
4 73.00	GL 62.95 KH 37.5 BU +0.25 SRK	20.0 62.0	001,IF,P,CR,KV1 026,P,STD 231,P,CR,STD	1.750 2.000 4.000	3.200 3.200 3.850					
110-0047-000		210-0047-000		320-0409-000		73.00		410-0047-000	510-0047-000	540-0047-000
Ø 94.00									3	
EN 55		02.1987→09.1993	D [AN]	4	2498 ccm	53 kW	72 PS	23:1	90 mm	
XD 3P		02.1987→09.1993	D [AN]	4	2498 ccm	52-58 kW	70-79 PS	23:1	90 mm	
4 94.00			001,P,CR,KV1 005,IF,P,STD 231,P,CR,STD	2.000 2.000 4.000	3.950 3.950 4.250					
320-0186-000						94.00				
Ø 94.00									4	
ET 70		02.1987→09.1993	D [LA]	4	2498 ccm	71 kW	96 PS	21:1	90mm	
XD 3T		02.1987→09.1993	D [LA]	4	2498 ccm	66-70 kW	90-95 PS	21:1	90mm	
4 94.00			008,15°,P,CR,STD 005,IF,P,STD 231,P,CR,STD	3.000 2.000 4.000	3.950 3.950 4.250					
320-0275-100						94.00				
Ø 130.00									5	
DK 1160		08.1967→12.1976	D[AN]	6	11630 ccm	156 kW	212 PS	16:1	146mm	
DKA 1160		08.1967→09.1991	D[AN]	6	11630 ccm	169-188 kW	230-256 PS	16:1	146mm	
DKB 1160		02.1972→12.1973	D[AN]	6	11630 ccm	156 kW	212 PS	16:1	146mm	
DKDL 1160		01.1970→07.1990	D[AN]	6	11630 ccm	121 kW	165 PS	16:1	146mm	
DKL 1160		06.1974→	D[LA]	6	11630 ccm	148-151 kW	201-205 PS	16:1	146mm	
6 130.00			008,6°,KI,P,CR,STD 005,KI,P,CR,STD 005,KI,P,CR,STD 231,P,CR,STD	3.160 3.160 3.160 6.335	5.400 5.400 5.400 3.900					
320-0092-000						130.00				



DAF



1	2	3	4	5	6	7	8	9	10
Ø 130.00									6
DKC 1160		1973→	D [AN]	6	11630 ccm	156 kW	212 PS	15:1	146 mm
DKCL 1160		1973→	D [LA]	6	11630 ccm	156 kW	212 PS	15:1	146 mm
DKFL 1160		1973→	D [LA]	6	11630 ccm	191 kW	260 PS	15:1	146 mm
DKS 1160		1973→	D [LA]	6	11630 ccm	139-228 kW	189-315 PS	15:1	146 mm
DKS 1160 E		01.1980→07.1990	D [LA]	6	11630 ccm	206 kW	280 PS	15:1	146 mm
DKSB 1160		1973→1989	D [LA]	6	11630 ccm	228 kW	310 PS	15:1	146 mm
DKT 1160		1974→	D [A]	6	11630 ccm	185-213 kW	252-290 PS	15:1	146 mm
DKTD 1160		01.1974→09.1991	D [A]	6	11630 ccm	185-199 kW	252-270 PS	15:1	146 mm
DKTL 1160		1974→05.1993	D [A]	6	11630 ccm	165-199 kW	224-270 PS	15:1	146 mm
DKVL 1160		1973→	D [LA]	6	11630 ccm	139-260 kW	189-354 PS	15:1	146 mm
DKX 1160		06.1981→09.1991	D [LA]	6	11630 ccm	243 kW	330 PS	15:1	146 mm

6			008,6°,KI,P,CR,STD	3.160	5.400				
130.00			005,KI,P,CR,STD	3.160	5.400				
			005,KI,P,CR,STD	3.160	5.400				
			231,P,CR,STD	6.335	3.900				
			320-0092-000			130.00			

- DAIMLER-BENZ = MERCEDES BENZ
- DATSUN = NISSAN
- DEITZ = KHD/DEUTZ
- DMB = ZASTAVA
- DMS = IFA
- DODGE = TALBOT