







**BALKAN**

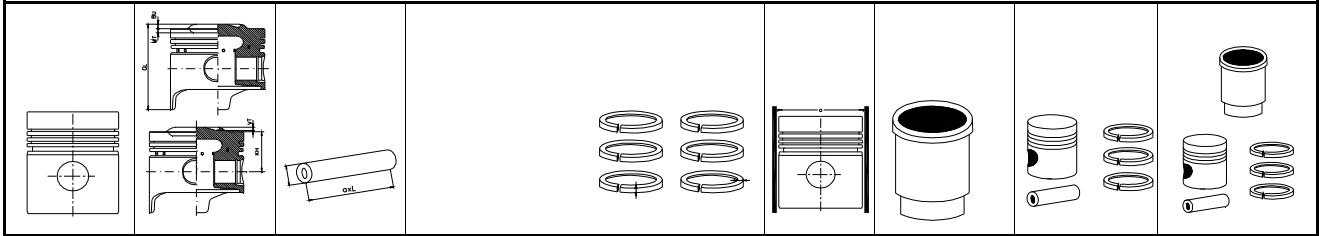
	B/D		Cyl.	ccm	kW	PS	Compr. Ratio	Pos.
MD 50C	B	40.000	1	50 ccm	2.6 kW	3.5 PS		1



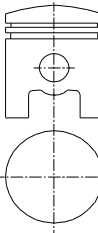
	YEAR		B/D	Pos.	
MOPED	1968→	MD 50C	B	1	



**BALKAN**



1	2	3	4	5	6	7	8
<b>Ø 40.00</b>						<b>1</b>	
MD 50C		1968→	B	1	50 ccm	2.6 kW	3.5 PS

1 40.00 	GL 48.5 KH 23.1 BU +3.4	12.0 31.8					
110-0041-000		210-0041-000	-		40.00		
110-0041-001		210-0041-000	-		40.50		
110-0041-002		210-0041-000	-		41.00		
110-0041-003		210-0041-000	-		41.25		