





**AVIA**

	B/D		Cyl.	ccm	kW	PS	Compr.	Pos.
							Ratio	
720.05	D	102.00	4	3593 ccm	65 kW	88 PS	17.5:1	1
720.08	D	102.00	4	3593 ccm	66 kW	90 PS	17.5:1	1
720.12	D	102.00	4	3593 ccm	72 kW	98 PS	17:1	1
798.00	D [A]	102.00	6	5488 ccm	113 kW	154 PS	17:1	2
712.11,13	D	102.00	4	3660 ccm	83 kW	113 PS	-	3



	YEAR		B/D	П03	
SG 5	1972→1986	720.08	D	1	
SG 5	1972→1986	720.12	D	1	
SM 8-TU	1972→	798.00	D	2	
A30	-	712.11,13	D	3	



AVIA

1	2	3	4	5	6	7	8		
Ø 102.00							1		
720.05			D	4	3593 ccm	65 kW	88 PS	17.5:1	110 mm
720.08		1972→	D	4	3593 ccm	66 kW	90 PS	17.5:1	110 mm
720.12		1972→	D	4	3593 ccm	72 kW	98 PS	17:1	110 mm
4 102.00	GL 119.6 KH 75.38 MT -37.95 RTK G	36.0 84.0	008,15°,P,CR,KV1 005,P,STD 231,P,CR,STD	3.000 2.500 5.000	4.300 4.300 4.650		 A=114.0 C=120.6 L=220.7 H+F=8.0+0.8		
110-0237-000		210-0237-000		320-0237-000		102.00	410-0237-000	510-0237-000	540-0237-000
Ø 102.00							2		
798.00		1972→	D [A]	6	5488 ccm	113 kW	154 PS	17:1	112 mm
6 102.00			008,15°,P,CR,KV1 005,P,STD 231,P,CR,STD	3.000 2.500 5.000	4.300 4.300 4.650				
				320-0237-000		102.00			
Ø 102.00							3		
712.11,13			D	4	3660 ccm	83 kW	113 PS		
4 102.00			008,15°,P,CR,KV1 005,P,STD 005,P,STD 231,P,CR,STD	3.000 2.500 2.500 5.000	4.300 4.300 4.300 4.650				
				320-0237-000		102.00			
AUTOZAZ = MEMZ = TAVRIA									
AZLK = MOSKWICH									